

TRAMPOLINE WORLD CUP



*Canadian Tumbling & Double Mini Trampoline
Challenge Cup*



COMPETITION RESULTS PACKAGE

Vancouver, British Columbia, Canada
August 26-27, 1995



F.I.T. World Cup
Vancouver BC, 26-27 August 1995

Ladies Individual - page 1

		J1	J2	J3	J4	J5	Diff	R/Total	FINAL
1	Sue Challis Great Britain								
	SET	9.1	9.4	9.4	9.4	9.3		28.10	
	VOL	8.5	8.6	8.6	8.6	8.4	11.3	37.00	
	FINAL	8.5	8.7	8.5	8.7	8.7	11.3	37.20	37.20
								(65.10)	
2	Tatiana Kovaleva Russia								
	SET	9.3	9.4	9.4	9.2	8.9		27.90	
	VOL	8.2	8.2	8.3	8.1	8.0	10.4	34.90	
	FINAL	8.4	8.7	8.7	8.6	8.5	10.8	36.60	36.60
								(62.80)	
3 =	Jennifer Sans USA								
	SET	8.9	8.8	8.8	8.8	8.8		26.40	
	VOL	8.0	8.3	7.8	8.3	8.0	11.1	35.40	
	FINAL	8.2	8.1	8.1	8.2	8.2	11.1	35.60	35.60
								(61.80)	
4.	Catherine Worley Canada								
	SET	8.8	8.7	8.8	8.8	8.5		26.30	
	VOL	8.3	8.2	8.4	8.3	8.3	10.4	35.30	
	FINAL	8.4	8.3	8.3	8.6	8.5	10.4	35.60	35.60
								(61.60)	
5	Marianne St. Jacques Canada								
	SET	8.8	9.2	9.0	8.7	9.1		26.90	
	VOL	8.6	8.8	8.6	8.8	8.5	10.4	36.40	
	FINAL	8.2	8.5	8.3	8.4	8.3	10.4	35.40	35.40
								(63.30)	
6	Alice Besseige France								
	SET	9.1	8.9	8.8	8.8	8.7		26.50	
	VOL	8.2	8.2	8.2	7.9	8.2	8.9	33.50	
	FINAL	8.6	8.6	8.5	8.7	8.4	9.1	34.80	34.80
								(60.00)	
7	Jennifer Parilla USA								
	SET	8.7	8.9	8.8	8.6	8.7		26.20	
	VOL	8.4	8.5	8.4	8.3	8.5	8.4	33.70	
	FINAL	8.3	8.5	8.5	8.5	8.6	9.1	34.60	34.60
								(59.90)	
8	Magali Trouche France								
	SET	6.1	6.1	6.2	5.9	6.1		18.30	
	VOL	8.4	8.5	8.4	8.6	8.7	9.7	35.20	
	FINAL	8.4	8.4	8.3	8.0	8.2	9.4	34.30	34.30
								(53.50)	
9	Galina Lebedeva Belarus								
	SET	9.4	9.5	9.5	9.4	9.1		28.30	
	VOL	8.2	8.5	8.4	8.0	8.5	10.2	35.30	
	FINAL	7.3	7.1	7.1	7.5	7.4	9.4	31.20	31.20
								(63.60)	
10	Karen Cockburn Canada								
	SET	8.7	8.8	8.7	8.9	8.6		26.20	
	VOL	8.1	8.1	8.2	8.4	8.2	9.9	34.40	
								(60.60)	
11	Lydia Zanon Canada								
	SET	8.5	8.6	8.6	8.4	8.7		25.70	
	VOL	7.9	8.2	8.0	7.5	8.1	9.9	33.90	

F.I.T. World Cup
Vancouver BC, 26-27 August 1995

Ladies Individual - page 1

		J1	J2	J3	J4	J5	Diff	R/Total	TOTAL
1	Sue Challis Great Britain								
	SET	9.1	9.4	9.4	9.4	9.3		28.10	
	VOL	8.5	8.6	8.6	8.6	8.4	11.3	37.00	65.10
								(65.10)	
2	Galina Lebedeva Belarus								
	SET	9.4	9.5	9.5	9.4	9.1		28.30	
	VOL	8.2	8.5	8.4	8.0	8.5	10.2	35.30	63.60
								(63.60)	
3	Marianne St. Jacques Canada								
	SET	8.8	9.2	9.0	8.7	9.1		26.90	
	VOL	8.6	8.8	8.6	8.8	8.5	10.4	36.40	63.30
								(63.30)	
4	Tatiana Kovaleva Russia								
	SET	9.3	9.4	9.4	9.2	8.9		27.90	
	VOL	8.2	8.2	8.3	8.1	8.0	10.4	34.90	62.80
								(62.80)	
5	Jennifer Sans USA								
	SET	8.9	8.8	8.8	8.8	8.8		26.40	
	VOL	8.0	8.3	7.8	8.3	8.0	11.1	35.40	61.80
								(61.80)	
6	Catherine Worley Canada								
	SET	8.8	8.7	8.8	8.8	8.5		26.30	
	VOL	8.3	8.2	8.4	8.3	8.3	10.4	35.30	61.60
								(61.60)	
7	Karen Cockburn Canada								
	SET	8.7	8.8	8.7	8.9	8.6		26.20	
	VOL	8.1	8.1	8.2	8.4	8.2	9.9	34.40	60.60
								(60.60)	
8	Alice Besseige France								
	SET	9.1	8.9	8.8	8.8	8.7		26.50	
	VOL	8.2	8.2	8.2	7.9	8.2	8.9	33.50	60.00
								(60.00)	
9	Jennifer Parilla USA								
	SET	8.7	8.9	8.8	8.6	8.7		26.20	
	VOL	8.4	8.5	8.4	8.3	8.5	8.4	33.70	59.90
								(59.90)	
10	Lydia Zanon Canada								
	SET	8.5	8.6	8.6	8.4	8.7		25.70	
	VOL	7.9	8.2	8.0	7.5	8.1	9.9	33.90	59.60
								(59.60)	
11	Kimberly Sans USA								
	SET	8.5	8.5	8.6	8.9	8.5		25.60	
	VOL	8.2	8.0	8.1	8.2	8.0	8.1	32.40	58.00
								(58.00)	
12	Donna White Australia								
	SET	8.6	8.5	8.4	8.6	8.7		25.70	
	VOL	7.4	6.9	7.2	7.2	7.3	8.0	29.70	55.40
								(55.40)	
13	Jaime Strandmark USA								
	SET	8.5	8.6	8.5	8.3	8.6		25.60	
	VOL	7.2	7.3	7.6	7.5	7.4	7.2	29.40	55.00
								(55.00)	

F.I.T. World Cup
 Vancouver BC, 26-27 August 1995

Ladies Individual - page 2

		J1	J2	J3	J4	J5	Diff	R/Total	TOTAL
14	Magali Trouche	France							
	SET	6.1	6.1	6.2	5.9	6.1		18.30	
	VOL	8.4	8.5	8.4	8.6	8.7	9.7	35.20	53.50
								(53.50)	
15	Robyn Forbes	Australia							
	SET	8.9	8.7	8.8	8.7	8.5		26.20	
	VOL	1.2	1.3	1.3	1.3	1.3	2.6	6.50	32.70
								(32.70)	
16	Devena Ratcliffe	Canada							
	SET	8.6	8.5	8.7	8.7	8.5		25.80	
	VOL	0.7	0.7	0.6	0.6	0.5	2.3	4.20	30.00
								(30.00)	
17 =	Christie Hayes	USA							
									Withdrawn
								(0.00)	
17 =	Tanya Liquorish	Canada							
									Withdrawn
								(0.00)	

Digital Computer Corporation



F.I.T. World Cup
Vancouver BC, 26-27 August 1995

Men's Individual - page 1

		J1	J2	J3	J4	J5	Diff	R/Total	TOTAL
1	Dimitri Poliarush Belarus								
	SET	8.9	8.7	9.1	9.3	9.1		27.10	
	VOL	8.4	8.4	8.6	8.7	8.7	11.9	37.60	
	FINAL	8.6	8.4	8.4	8.6	8.7	13.4	39.00	39.00
2	Fabrice Schwertz France								
	SET	9.0	9.1	9.3	9.2	9.0		27.30	
	VOL	8.5	8.6	8.7	8.6	8.7	12.0	37.90	
	FINAL	8.5	8.8	8.7	8.3	8.5	12.2	37.90	37.90
3	Michel Green Canada								
	SET	8.9	8.8	8.6	9.1	8.8		26.50	
	VOL	7.9	8.1	8.0	7.8	8.2	11.6	35.60	
	FINAL	8.4	8.7	8.6	8.9	8.5	12.1	37.90	37.90
4	Mads Ledstrup Denmark								
	SET	8.8	8.3	8.2	8.8	8.4		25.50	
	VOL	8.7	8.7	8.4	8.6	8.4	11.7	37.40	
	FINAL	8.3	8.0	8.3	8.2	8.3	12.2	37.00	37.00
5	Lennard Villafuerte Holland								
	SET	8.9	8.6	8.6	8.6	8.9		26.10	
	VOL	8.4	7.8	8.0	8.5	8.5	10.4	35.30	
	FINAL	8.7	8.4	8.3	8.7	8.6	11.1	36.80	36.80
6	Jesper Dalsten Denmark								
	SET	8.1	8.1	8.7	8.4	8.6		25.10	
	VOL	5.9	5.9	5.2	5.5	5.7	9.0	26.10	
	FINAL	8.2	8.0	7.9	8.4	8.2	11.7	36.10	36.10
7	Alexandre Tkatchev Russia								
	SET	8.2	8.1	7.8	8.7	8.1		24.40	
	VOL	8.0	7.7	7.5	8.4	7.7	9.7	33.10	
	FINAL	8.3	8.6	8.3	8.8	8.4	9.7	35.00	35.00
8	Fabrice Hennique France								
	SET	9.1	8.8	8.8	8.5	8.7		26.30	
	VOL	8.0	7.9	8.2	7.6	8.2	11.9	36.00	
	FINAL	6.2	6.6	6.8	6.4	6.5	9.6	29.10	29.10
9	Andrei Kosov Russia								
	SET	8.6	8.3	8.2	8.5	8.6		25.40	
	VOL	7.0	6.8	7.2	7.5	7.4	11.6	33.20	
	FINAL	1.9	1.9	1.9	1.9	1.9	3.9	9.60	9.60
10	Jeremy Brock Canada								
	SET	8.6	8.5	8.8	8.9	8.6		26.00	
	VOL	8.4	8.0	8.2	8.3	8.4	11.3	36.20	
	FINAL	1.5	1.6	1.8	1.9	1.7	2.7	7.80	7.80

F.I.T. World Cup
Vancouver BC, 26-27 August 1995

Men's Individual - page 1

		J1	J2	J3	J4	J5	Diff	R/Total	TOTAL
X 1	Fabrice Schwertz France								
	SET	9.0	9.1	9.3	9.2	9.0		27.30	
	VOL	8.5	8.6	8.7	8.6	8.7	12.0	37.90	65.20
								(65.20)	
X 2	Dimitri Poliarush Belarus								
	SET	8.9	8.7	9.1	9.3	9.1		27.10	
	VOL	8.4	8.4	8.6	8.7	8.7	11.9	37.60	64.70
								(64.70)	
3	Michael Johnson Australia								
	SET	8.7	8.9	8.6	9.1	8.9		26.50	
	VOL	8.5	8.2	8.1	8.5	8.4	11.7	36.80	63.30
								(63.30)	
X 4	Mads Ledstrup Denmark								
	SET	8.8	8.3	8.2	8.8	8.4		25.50	
	VOL	8.7	8.7	8.4	8.6	8.4	11.7	37.40	62.90
								(62.90)	
X 5	Fabrice Hennique France								
	SET	9.1	8.8	8.8	8.5	8.7		26.30	
	VOL	8.0	7.9	8.2	7.6	8.2	11.9	36.00	62.30
								(62.30)	
X 6	Jeremy Brock Canada								
	SET	8.6	8.5	8.8	8.9	8.6		26.00	
	VOL	8.4	8.0	8.2	8.3	8.4	11.3	36.20	62.20
								(62.20)	
X 7	Michel Green Canada								
	SET	8.9	8.8	8.6	9.1	8.8		26.50	
	VOL	7.9	8.1	8.0	7.8	8.2	11.6	35.60	62.10
								(62.10)	
X 8	Lennard Villafuerte Holland								
	SET	8.9	8.6	8.6	8.6	8.9		26.10	
	VOL	8.4	7.8	8.0	8.5	8.5	10.4	35.30	61.40
								(61.40)	
9	Paul Saynor Australia								
	SET	8.3	8.2	8.5	8.4	8.7		25.20	
	VOL	7.4	7.8	7.7	7.2	7.6	12.0	34.70	59.90
								(59.90)	
10	Mathieu Turgeon Canada								
	SET	8.4	8.1	8.4	8.7	8.5		25.30	
	VOL	7.5	7.4	7.4	7.3	7.5	11.9	34.20	59.50
								(59.50)	
X 11	Andrei Kosov Russia								
	SET	8.6	8.3	8.2	8.5	8.6		25.40	
	VOL	7.0	6.8	7.2	7.5	7.4	11.6	33.20	58.60
								(58.60)	
X 12	Alexandre Tkatchev Russia								
	SET	8.2	8.1	7.8	8.7	8.1		24.40	
	VOL	8.0	7.7	7.5	8.4	7.7	9.7	33.10	57.50
								(57.50)	
X 13	Jesper Dalsten Denmark								
	SET	8.1	8.1	8.7	8.4	8.6		25.10	
	VOL	5.9	5.9	5.2	5.5	5.7	9.0	26.10	51.20
								(51.20)	

F.I.T. World Cup
 Vancouver BC, 26-27 August 1995

Men's Individual - page 2

		J1	J2	J3	J4	J5	Diff	R/Total	TOTAL	
14	Alan Villafuerte	Holland								
	SET	8.5	7.9	8.2	8.8	8.5		25.20		
	VOL	2.2	2.2	2.3	2.2	2.4	5.3	12.00	37.20	
								(37.20)		
15	Dallas Stevens	Canada								
	SET	7.6	7.7	7.7	8.1	7.8		23.20		
	VOL	2.2	2.3	2.3	2.0	2.3	4.2	11.00	34.20	
								(34.20)		
16	Emmanuel Durand	France								
	SET	9.3	8.7	9.2	9.3	9.1		27.60		
			Withdrawn						27.60	
								(27.60)		
17	Israel Martens	Canada								
			Withdrawn							
								(0.00)		

Digital Computer Corporation

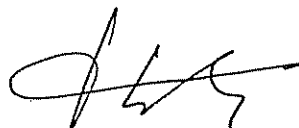
X are finalists

F.I.T. World Cup
 Vancouver BC, 26-27 August 1995

Ladies Synchro - page 1

	J1	J2	J3	J4	J5	J6	J9	J10	J11	D/S	Exec	Diff	R/Tot.	FINAL
1	Alice Besseige/ Magali Trouche France													
	8.8	8.8	8.6	8.4	8.2	8.3	9.5	9.5	9.3		36.10		36.10	
	8.6	8.5	8.3	8.0	8.3	8.2	9.2	9.2	8.7		35.10	8.1	43.20	
	8.9	8.6	8.6	8.2	8.6	9.0	9.6	9.7	9.3		36.40	8.1	44.50	44.50
	(123.80)													
2	Cathy Worley/Devena Ratcliffe Canada													
	8.5	8.6	8.5	7.8	8.1	8.4	9.4	9.4	9.4		35.40		35.40	
	7.5	7.6	7.5	7.5	7.6	7.3	9.2	9.1	9.2		33.40	10.0	43.40	
	7.9	7.9	7.8	7.6	7.4	7.1	9.1	9.1	9.0		33.50	10.0	43.50	43.50
	(122.30)													
3	Melissa Larson/ Jennifer Sans USA													
	7.8	8.3	8.0	8.5	8.0	8.4	9.3	9.3	8.6		35.00		35.00	
	8.2	8.1	7.9	8.6	8.3	8.1	9.7	9.7	9.6		35.80	6.4	42.20	
	8.4	8.0	8.2	8.5	8.1	8.4	9.4	9.6	9.5		35.60	6.4	42.00	42.00
	(119.20)													

Digital Computer Corporation




Revised

F.I.T. World Cup
Vancouver BC, 26-27 August 1995

Ladies Synchro - page 1

	J1	J2	J3	J4	J5	J6	J9	J10	J11	D/S	Exec	Diff	R/Tot.	TOTAL	
1	Alice Besseige/ Magali Trouche France														
	8.8	8.8	8.6	8.4	8.2	8.3	9.5	9.5	9.3		36.10		36.10		
	8.6	8.5	8.3	8.0	8.3	8.2	9.2	9.2	8.7	<i>Finals</i>	35.10	8.1	43.20	79.30	
2	Cathy Worley/Devena Ratcliffe Canada														
	8.5	8.6	8.5	7.8	8.1	8.4	9.4	9.4	9.4		35.40		35.40		
	7.5	7.6	7.5	7.5	7.6	7.3	9.2	9.1	9.2	<i>Finals</i>	33.40	10.0	43.40	78.80	
3	Karen Cockburn/ Lydia Zanon Canada														
	8.6	8.5	8.5	8.6	8.5	9.1	9.0	9.5	8.5		35.10		35.10		
	8.4	8.3	8.2	8.3	8.0	8.2	9.0	9.0	8.4		34.50	9.0	43.50	78.60	
4	Melissa Larson/ Jennifer Sans USA														
	7.8	8.3	8.0	8.5	8.0	8.4	9.3	9.3	8.6		35.00		35.00		
	8.2	8.1	7.9	8.6	8.3	8.1	9.7	9.7	9.6	<i>Finals</i>	35.80	6.4	42.20	77.20	
5	Robyn Forbes/ Donna White Australia														
	8.3	8.3	8.0	8.7	8.0	8.5	9.4	9.3	9.2	<i>Finals</i>	35.40		35.40		
	7.6	7.4	7.8	8.0	7.9	8.0	8.9	8.6	9.0		33.40	8.0	41.40	76.80	
6	Jennifer Parilla/ Christie Hayes USA														
	Withdrawn														

Digital Computer Corporation



F.I.T. World Cup
Vancouver BC, 26-27 August 1995

Men's Synchro - page 1

	J1	J2	J3	J4	J5	J6	J9	J10	J11	D/S	Exec	Diff	R/Tot.	FINAL
1	Emmanuel Durand\Fabrice Hennique France													
	9.2	9.2	9.0	8.9	9.3	8.7	9.4	9.6	9.6		37.30		37.30	
	8.8	8.8	8.7	8.6	8.2	8.2	9.4	9.4	9.7		35.80	9.6	45.40	
	8.7	8.7	8.6	8.8	8.5	8.2	9.3	9.3	9.2		35.80	10.8	46.60	46.60
	(129.30)													
2	Mads Ledstrup/Jesper Dalsten Denmark													
	8.8	8.5	8.7	8.9	9.0	8.8	9.5	9.5	9.6		36.60		36.60	
	7.2	6.9	7.4	7.1	7.4	7.2	8.6	8.6	8.7		31.60	9.9	41.50	
	8.2	7.9	8.1	7.9	8.3	8.3	9.2	9.2	9.6		34.80	11.3	46.10	46.10
	(124.20)													
3	Mathieu Turgeon/ Michel Green Canada													
	8.9	8.9	8.8	8.3	8.7	9.3	9.8	9.8	9.8		37.20		37.20	
	8.4	8.2	8.1	8.0	8.2	8.2	9.6	9.6	9.4		35.60	9.6	45.20	
	8.1	8.0	8.0	7.7	7.2	7.2	9.2	9.2	9.2		33.60	11.9	45.50	45.50
	(127.90)													
4	L Villafuerte/A Villafuerte Holland													
	8.9	9.0	8.8	7.7	8.0	7.7	9.7	9.8	9.7		36.00		36.00	
	8.2	8.4	8.2	8.1	8.0	8.3	9.6	9.6	9.6		35.50	10.0	45.50	
	2.5	2.5	2.5	2.3	2.7	2.5	2.7	2.5	2.8		10.40	3.6	14.00	14.00
	(95.50)													

Digital Computer Corporation

~~W.A.~~
F.I.T.
Zus/SSUR.

Revised


F.I.T. World Cup
Vancouver BC, 26-27 August 1995

Men's Synchro - page 1

	J1	J2	J3	J4	J5	J6	J9	J10	J11	D/S	Exec	Diff	R/Tot.	TOTAL
1	Emmanuel Durand\Fabrice Hennique France										37.30		37.30	
	9.2	9.2	9.0	8.9	9.3	8.7	9.4	9.6	9.6		35.80	9.6	45.40	82.70
	8.8	8.8	8.7	8.6	8.2	8.2	9.4	9.4	9.7				(82.70)	
2	Mathieu Turgeon/ Michel Green Canada										37.20		37.20	
	8.9	8.9	8.8	8.3	8.7	9.3	9.8	9.8	9.8		35.60	9.6	45.20	82.40
	8.4	8.2	8.1	8.0	8.2	8.2	9.6	9.6	9.4				(82.40)	
3	L Villafuerte/A Villafuerte Holland										36.00		36.00	
	8.9	9.0	8.8	7.7	8.0	7.7	9.7	9.8	9.7		35.50	10.0	45.50	81.50
	8.2	8.4	8.2	8.1	8.0	8.3	9.6	9.6	9.6				(81.50)	
4	Mads Ledstrup/Jesper Dalsten Denmark										36.60		36.60	
	8.8	8.5	8.7	8.9	9.0	8.8	9.5	9.5	9.6		31.60	9.9	41.50	78.10
	7.2	6.9	7.4	7.1	7.4	7.2	8.6	8.6	8.7				(78.10)	
5	Paul Saynor/ Michael Johnson Australia										37.10		37.10	
	9.1	8.7	8.8	8.9	9.0	8.9	9.7	9.7	9.7		20.10	6.4	26.50	63.60
	4.2	4.0	4.3	4.8	4.7	4.7	5.6	5.6	5.6				(63.60)	
6	Alexandre Tkatchev/Andrei Kosov Russia										27.60		27.60	
	5.8	6.6	6.8	7.0	6.8	7.2	7.0	6.9	7.1		25.70	7.9	33.60	61.20
	5.3	5.3	5.5	6.9	6.8	6.8	6.8	6.5	6.8				(61.20)	

FINALS

Digital Computer Corporation



F.I.T. World Cup
Vancouver BC, 26-27 August 1995

Ladies Tumbling - page 1


		J1	J2	J3	J4	J5	Diff	R/Total	TOTAL
1	Chrystel Robert France								
	OP1	9.3	9.0	9.3	9.0	9.2	6.3	24.63	
	OP2	8.1	7.9	8.3	8.4	8.2	6.4	22.80	
	FINAL	9.2	9.1	9.2	8.9	9.1	7.2	25.47	72.90
								(72.90)	
2	Kendra Stucki USA								
	OP1	9.2	8.9	8.8	8.9	9.0	5.1	22.97	
	OP2	9.2	8.6	8.6	8.7	8.5	5.0	22.27	
	FINAL	8.9	8.8	8.6	8.5	8.6	5.5	22.83	68.07
								(68.07)	
3	Sigy Van Renterghem Belgium								
	OP1	8.2	8.8	8.6	8.6	8.7	5.1	22.37	
	OP2	8.8	8.9	8.5	8.6	8.7	5.2	22.60	
	FINAL	8.1	8.6	8.4	8.4	8.3	5.5	22.23	67.20
								(67.20)	
4	Kovia Lovell Canada								
	OP1	8.3	8.2	8.5	8.8	8.5	4.2	21.07	
	OP2	8.3	8.4	8.1	8.6	8.5	5.0	21.80	
	FINAL	8.5	8.2	8.1	8.6	8.4	5.0	21.73	64.60
								(64.60)	
5	Yoland Wouters Belgium								
	OP1	8.8	8.7	8.5	8.7	8.6	4.6	21.93	
	OP2	7.4	7.6	7.6	8.3	7.7	4.3	19.57	
	FINAL	8.5	8.8	8.7	8.7	8.5	5.2	22.47	63.97
								(63.97)	
6	Elizabeth Heslop Australia								
	OP1	7.8	8.4	8.4	8.1	8.1	4.0	20.40	
	OP2	7.7	7.8	8.2	8.4	7.9	4.4	20.33	
	FINAL	8.3	8.4	8.6	8.3	7.9	4.7	21.37	62.10
								(62.10)	
7	Karen Stevens Canada								
	OP1	7.9	7.3	7.4	7.5	7.9	2.0	17.20	
	OP2	8.5	8.0	8.5	8.5	8.4	5.4	22.33	
	FINAL	8.9	8.6	8.7	8.5	8.4	5.0	22.20	61.73
								(61.73)	
8	Erin McGuire USA								
	OP1	8.4	8.1	8.0	8.6	8.5	4.2	20.87	
	OP2	6.0	6.3	6.4	6.3	6.9	5.9	18.57	
	FINAL	8.8	8.5	8.7	8.7	8.9	4.6	22.07	61.51
								(61.51)	
9	Julie Fisher USA								
	OP1	8.6	8.4	8.2	8.3	8.7	3.7	20.57	
	OP2	7.1	6.7	6.9	7.4	7.3	4.2	18.40	
				Withdrawn					38.97
								(38.97)	
10 =	Withdrawn Withdrawn								
	OP1	0.0	0.0	0.0	0.0	0.0	00.0	0.00	
	OP2	0.0	0.0	0.0	0.0	0.0	0.0	0.00	
				Withdrawn					0.00
								(0.00)	
10 =	Kimberly Sans USA								
									Withdrawn
									(0.00)

F.I.T. World Cup
Vancouver BC, 26-27 August 1995

Men's Tumbling - page 1

		J1	J2	J3	J4	J5	Diff	R/Total	TOTAL
1	Tseko Mogotsi South Africa								
	OP1	8.5	8.6	8.5	8.7	8.6	6.5	23.63	
	OP2	8.7	8.0	7.6	8.0	8.3	8.9	25.10	
	FINAL	9.1	8.8	8.8	9.0	9.1	8.8	26.73	75.46
								(75.46)	
2	Chris Shaw Canada								
	OP1	8.3	8.1	8.4	8.7	9.0	5.8	22.73	
	OP2	8.6	8.4	8.0	8.3	8.4	6.4	23.13	
	FINAL	8.8	8.4	8.3	8.6	8.3	6.4	23.27	69.13
								(69.13)	
3	Aaron Richards Australia								
	OP1	8.5	8.2	8.1	8.5	8.1	3.6	20.13	
	OP2	8.6	8.3	8.2	8.5	8.6	5.9	22.83	
	FINAL	8.8	8.3	8.0	8.5	8.4	6.0	22.80	65.76
								(65.76)	
4	Ji Wallace Australia								
	OP1	8.6	8.4	8.3	8.4	8.3	6.2	22.93	
	OP2	4.5	5.3	5.4	5.4	5.5	3.8	14.53	
	FINAL	8.6	8.1	8.3	8.4	8.1	6.8	23.33	60.79
								(60.79)	
5	Dallas Stevens Canada								
	OP1	8.3	8.2	8.1	8.1	8.5	4.0	20.40	
	OP2	7.0	6.7	6.4	7.0	7.2	4.6	18.40	
	FINAL	8.2	7.9	8.1	8.2	8.0	5.2	21.40	60.20
								(60.20)	
6	Keith MacDonald Canada								
	OP1	8.6	8.4	8.5	8.3	8.6	6.5	23.50	
	OP2	7.7	7.6	6.9	7.1	7.1	4.8	19.33	
				Withdrawn					42.83
								(42.83)	

Digital Computer Corporation



Ben

F.I.T. World Cup
 Vancouver BC, 26-27 August 1995

Ladies Double Mini - page 1

		J1	J2	J3	J4	J5	Diff	R/Total	TOTAL
1	Jaime Strandmark USA								
	OP 1	1.5	1.6	1.6	1.7	1.6	2.3	5.50	
	OP 2	1.5	1.6	1.6	1.6	1.6	2.3	5.50	
	OP 3	1.3	1.5	1.5	1.5	1.5	2.1	5.10	
	OP 4	1.5	1.6	1.6	1.6	1.6	2.1	5.30	21.40
2 =	Kimberly Sans USA								
	OP 1	1.7	1.6	1.6	1.6	1.7	2.1	5.37	
	OP 2	1.6	1.6	1.6	1.7	1.6	2.1	5.30	
	OP 3	1.5	1.5	1.6	1.6	1.7	2.1	5.23	
	OP 4	1.4	1.4	1.4	1.3	1.4	2.1	4.90	20.80
2 =	Jennifer Parilla USA								
	OP 1	1.4	1.6	1.6	1.6	1.7	2.1	5.30	
	OP 2	1.6	1.7	1.7	1.7	1.8	2.1	5.50	
	OP 3	1.6	1.5	1.6	1.6	1.6	1.9	5.10	
	OP 4	1.5	1.2	1.4	1.5	1.3	2.1	4.90	20.80
4	Erin McGuire USA								
	OP 1	1.5	1.3	1.5	1.5	1.5	2.1	5.10	
	OP 2	1.4	1.4	1.4	1.5	1.5	2.1	4.97	
	OP 3	1.5	1.5	1.5	1.5	1.5	2.1	5.10	
	OP 4	1.4	1.4	1.4	1.4	1.4	2.1	4.90	20.07
5	Robyn Forbes Australia								
	OP 1	1.6	1.8	1.6	1.6	1.6	1.9	5.10	
	OP 2	1.4	1.6	1.6	1.4	1.4	1.9	4.83	
	OP 3	1.3	1.5	1.4	1.4	1.4	1.9	4.70	
	OP 4	1.6	1.5	1.4	1.6	1.7	1.7	4.83	19.46
6	Devena Ratcliffe Canada								
	OP 1	1.4	1.4	1.5	1.5	1.5	1.5	4.43	
	OP 2	1.5	1.6	1.6	1.6	1.7	1.7	4.90	
	OP 3	1.3	1.4	1.4	1.4	1.3	1.9	4.63	
	OP 4	1.4	1.4	1.4	1.4	1.4	1.9	4.70	18.66
7	Tanya Liquorish Canada								
	OP 1	1.4	1.5	1.5	1.5	1.5	1.5	4.50	
	OP 2	1.6	1.7	1.7	1.7	1.6	1.1	4.43	
	OP 3	1.5	1.5	1.6	1.6	1.5	1.4	4.47	
	OP 4	1.3	1.4	1.5	1.4	1.6	1.5	4.37	17.77
8	Donna White Australia								
	OP 1	1.3	1.4	1.5	1.2	1.3	1.9	4.57	
	OP 2	1.2	1.4	1.5	1.3	1.3	2.1	4.77	9.34
9	Julie Fisher USA								
	OP 1	1.3	1.4	1.5	1.5	1.5	1.6	4.53	
	OP 2	0.0	0.0	0.0	0.0	0.0	00.0	0.00	4.53


Digital Computer Corporation

F.I.T. World Cup
 Vancouver BC, 26-27 August 1995

Men's Double Mini - **page 1**
FINAL

		J1	J2	J3	J4	J5	Diff	R/Total	TOTAL
1	Ji Wallace Australia								
	OP 1	1.5	1.7	1.6	1.6	1.7	2.7	5.97	
	OP 2	1.5	1.6	1.5	1.6	1.5	2.5	5.57	
	OP 3	1.5	1.7	1.7	1.7	1.7	2.5	5.90	
	OP 4	1.6	1.8	1.7	1.6	1.6	2.5	5.77	23.21
								(23.21)	
2	Jeremy Brock Canada								
	OP 1	1.6	1.7	1.7	1.8	1.9	2.5	5.97	
	OP 2	1.5	1.6	1.6	1.5	1.7	2.5	5.63	
	OP 3	1.6	1.7	1.7	1.8	1.8	2.5	5.97	
	OP 4	1.4	1.4	1.4	1.4	1.3	2.5	5.30	22.87
								(22.87)	
3	Paul Saynor Australia								
	OP 1	1.4	1.6	1.5	1.6	1.6	2.5	5.63	
	OP 2	1.5	1.6	1.4	1.7	1.6	2.5	5.63	
	OP 3	1.6	1.7	1.6	1.6	1.7	2.5	5.77	
	OP 4	1.5	1.5	1.4	1.6	1.4	2.5	5.43	22.46
								(22.46)	
4	Dallas Stevens Canada								
	OP 1	1.3	1.1	1.3	1.1	1.4	2.1	4.57	
	OP 2	1.3	1.3	1.3	1.4	1.4	2.5	5.17	
	OP 3	1.2	1.4	1.5	1.4	1.4	2.1	4.90	
	OP 4	0.8	0.7	0.9	0.8	1.1	2.0	3.67	18.31
								(18.31)	
5 =	Mathieu Turgeon Canada								
									Withdrawn
									(0.00)
5 =	Michel Green Canada								
									Withdrawn
									(0.00)
5 =	Israel Martens Canada								
									Withdrawn
									(0.00)
5 =	Withdrawn Withdrawn								
									Withdrawn
									(0.00)

Digital Computer Corporation



Additional Information on FIT World Cup Results

Women's Individual Trampoline

Catherine Worley tied for bronze with Jennifer Sans (USA) with a score of 35.60 (World Cup placings are based on Finals only). However, in order to award points for World Cup standings, Catherine was ranked 4th and Jennifer 3rd based on their scores from Preliminaries as per World Cup regulations.

Men's Individual Trampoline

As above, Michel Greene tied for silver based on results from Finals at the competition, but because his preliminary score was lower than Fabrice Swertz (France), he was ranked in 3rd place.