

WORLD CUP - AUSTRALIA
HOMEBUSH BAY, SYDNEY - 5TH APRIL 1997

MENS INDIVIDUAL TRAMPOLINE, FINALS - page 1

		J1	J2	J3	J4	J5	Diff	R/Total	FINAL
1	DMITRI POLIAROUSH	BLR							
	SET	9.4	9.3	9.4	9.4	9.3		28.10	
	VOL	8.6	8.7	8.8	8.8	8.8	11.9	38.20	
	FINAL	8.9	8.8	8.8	8.8	8.9	13.6	40.10	40.10
								(66.30)	
2	DAVID MARTIN	FRA							
	SET	9.0	9.0	9.0	8.9	9.0		27.00	
	VOL	8.1	8.5	8.6	8.4	8.3	12.4	37.60	
	FINAL	9.0	9.0	9.0	8.9	8.8	12.8	39.70	39.70
								(64.60)	
3	EVEQUENI BELIAEV	BLR							
	SET	8.8	9.0	8.8	8.9	8.9		26.60	
	VOL	8.0	7.9	7.9	8.0	8.0	12.3	36.20	
	FINAL	8.9	8.7	8.8	8.8	8.7	13.2	39.50	39.50
								(62.80)	
4	JI WALLACE	AUS							
	SET	9.2	9.1	8.8	8.9	9.2		27.20	
	VOL	7.7	7.9	8.3	7.8	7.8	12.6	36.10	
	FINAL	8.7	8.3	8.6	8.6	8.7	12.6	38.50	38.50
								(63.30)	
5	CHRIS MITRUK	CAN							
	SET	9.1	9.2	8.9	9.1	9.2		27.40	
	VOL	6.5	7.5	7.6	7.7	7.4	10.7	33.20	
	FINAL	7.6	7.9	8.3	8.2	8.0	12.6	36.70	36.70
								(60.60)	
6	ADRIAN WAREHAM	AUS							
	SET	8.8	9.2	8.8	8.8	8.8		26.40	
	VOL	7.8	8.0	8.4	8.1	7.9	11.2	35.20	
	FINAL	8.0	8.0	8.1	8.3	8.0	12.1	36.20	36.20
								(61.60)	
7	NUNO LICO	POR							
	SET	8.6	8.6	8.4	8.6	8.6		25.80	
	VOL	8.0	7.9	7.9	7.7	8.0	09.0	32.80	
	FINAL	8.2	8.3	8.4	8.2	8.3	10.7	35.50	35.50
								(58.60)	
8	DOIGO FARIA	POR							
	SET	8.0	8.2	8.6	8.6	8.6		25.40	
	VOL	7.4	8.0	8.4	8.0	8.3	11.3	35.60	
	FINAL	7.8	8.2	8.3	8.0	8.3	10.4	34.90	34.90
								(61.00)	
9	VICTOR ZHURAVLEV	UZB							
	SET	9.0	8.8	9.0	9.0	9.1		27.00	
	VOL	7.9	8.1	7.7	8.0	7.5	09.1	32.70	
	FINAL	7.7	8.3	8.2	8.1	7.7	10.5	34.50	34.50
								(59.70)	
10	EMMANUEL DURAND	FRA							
	SET	9.6	9.5	9.9	9.5	9.4		28.60	
	VOL	8.6	8.6	8.7	8.6	8.8	13.0	38.90	
	FINAL	0.8	1.0	1.1	0.8	1.0	03.4	6.20	6.20
								(67.50)	

WORLD CUP - AUSTRALIA
 HOMEBUSH BAY, SYDNEY - 5TH APRIL 1997


MENS INDIVIDUAL TRAMPOLINE, PRELIMS - page 1

		J1	J2	J3	J4	J5	Diff	R/Total	TOTAL
1	EMMANUEL DURAND FRA								
	SET	9.6	9.5	9.9	9.5	9.4		28.60	
	VOL	8.6	8.6	8.7	8.6	8.8	13.0	38.90	67.50
2	DMITRI POLIAROUH BLR								
	SET	9.4	9.3	9.4	9.4	9.3		28.10	
	VOL	8.6	8.7	8.8	8.8	8.8	11.9	38.20	66.30
3	DAVID MARTIN FRA								
	SET	9.0	9.0	9.0	8.9	9.0		27.00	
	VOL	8.1	8.5	8.6	8.4	8.3	12.4	37.60	64.60
4	JI WALLACE AUS								
	SET	9.2	9.1	8.8	8.9	9.2		27.20	
	VOL	7.7	7.9	8.3	7.8	7.8	12.6	36.10	63.30
5	EVEQUENI BELIAEV BLR								
	SET	8.8	9.0	8.8	8.9	8.9		26.60	
	VOL	8.0	7.9	7.9	8.0	8.0	12.3	36.20	62.80
6	ADRIAN WAREHAM AUS								
	SET	8.8	9.2	8.8	8.8	8.8		26.40	
	VOL	7.8	8.0	8.4	8.1	7.9	11.2	35.20	61.60
7	DOIGO FARIA POR								
	SET	8.0	8.2	8.6	8.6	8.6		25.40	
	VOL	7.4	8.0	8.4	8.0	8.3	11.3	35.60	61.00
8	CHRIS MITRUK CAN								
	SET	9.1	9.2	8.9	9.1	9.2		27.40	
	VOL	6.5	7.5	7.6	7.7	7.4	10.7	33.20	60.60
9	VICTOR ZHURAVLEV UZB								
	SET	9.0	8.8	9.0	9.0	9.1		27.00	
	VOL	7.9	8.1	7.7	8.0	7.5	09.1	32.70	59.70
10	NUNO LICO POR								
	SET	8.6	8.6	8.4	8.6	8.6		25.80	
	VOL	8.0	7.9	7.9	7.7	8.0	09.0	32.80	58.60
11	SERGE SMAGIN UZB								
	SET	8.6	8.7	8.3	8.2	8.8		25.60	
	VOL	7.3	7.6	7.6	7.7	7.8	09.8	32.70	58.30
12	JOAO MARQUES POR								
	SET	8.2	8.4	8.4	8.6	8.8		25.40	
	VOL	7.8	7.8	8.0	7.8	8.1	09.0	32.60	58.00
13	JUSTIN DOUGAL NZL								
	SET	8.8	8.4	8.5	8.4	8.2		25.30	
	VOL	7.6	7.5	7.9	7.5	7.8	09.5	32.40	57.70

WORLD CUP - AUSTRALIA
HOMEBUSH BAY, SYDNEY - 5TH APRIL 1997

MENS INDIVIDUAL TRAMPOLINE, PRELIMS - page 2

			J1	J2	J3	J4	J5	Diff	R/Total	TOTAL
14	DARREN GILLIS	AUS								
	SET		8.4	8.3	8.6	8.5	8.6		25.50	
	VOL		7.1	6.8	7.1	7.1	7.4	07.5	28.80	54.30
15	CHRIS ORMANDY	NZL								
	SET		8.3	8.1	8.2	8.1	8.5		24.60	
	VOL		6.5	6.4	6.3	6.2	6.3	07.2	26.20	50.80
16	MARCUS LESLIE	NZL								
	SET		8.4	8.1	8.2	8.2	8.5		24.80	
	VOL		1.9	2.0	2.1	2.0	2.0	04.4	10.40	35.20
17	STANISLAV VORONINE	RUS								
	SET		9.0	9.2	9.2	9.1	9.2		27.50	
	VOL		0.0	0.0	0.0	0.0	0.0	01.6	1.60	29.10
18	SREFAN REITHOFER	GER								
	SET		8.7	8.9	9.2	9.1	9.0		27.00	
	VOL		0.0	0.0	0.0	0.0	0.0	01.6	1.60	28.60
19	ALAN VILLAFUERTE	NED								
	SET		8.8	8.7	8.7	8.9	9.0		26.40	
	VOL		0.1	0.2	0.1	0.0	0.0	01.6	1.80	28.20
20	ANDREI KOSOV	RUS								
	SET		8.9	8.7	8.7	8.8	8.8		26.30	
	VOL		0.0	0.0	0.0	0.0	0.0	01.6	1.60	27.90



WORLD CUP - AUSTRALIA
 HOMEBUSH BAY, SYDNEY - 5TH APRIL 1997

LADIES INDIVIDUAL TRAMPOLINE, FINALS - page 1

		J1	J2	J3	J4	J5	Diff	R/Total	FINAL
1	MARIANNE SAINT-JACQUES CAN								
	SET	9.2	9.2	9.1	9.3	9.4		27.70	
	VOL	8.6	8.5	8.3	8.3	8.5	10.4	35.70	
	FINAL	8.6	8.6	8.7	8.7	8.8	10.4	36.40	36.40
								(63.40)	
2	GALINA LEBEDEVA BLR								
	SET	9.2	9.3	9.3	9.4	9.3		27.90	
	VOL	8.3	8.3	8.0	8.0	8.1	10.4	34.80	
	FINAL	8.3	8.3	8.5	8.5	8.5	11.1	36.40	36.40
								(62.70)	
3	NATALIA KARPENKOVA BLR								
	SET	8.7	9.5	9.4	9.0	9.2		27.60	
	VOL	8.4	8.5	8.2	8.0	8.0	10.2	34.80	
	FINAL	8.5	8.4	8.6	8.2	8.5	10.7	36.10	36.10
								(62.40)	
4	JENNIFER PARILLA USA								
	SET	9.0	8.9	9.2	9.3	9.1		27.30	
	VOL	7.0	6.9	6.9	6.1	7.1	9.5	30.30	
	FINAL	8.4	8.6	8.5	8.6	8.6	9.9	35.60	35.60
								(57.60)	
5	HILTRUD RUBE-ROEWE GER								
	SET	9.2	9.1	9.0	9.2	9.1		27.40	
	VOL	8.2	8.4	7.9	8.1	8.1	10.7	35.10	
	FINAL	8.3	8.1	7.9	8.5	8.4	10.7	35.50	35.50
								(62.50)	
6	MAGALI TROUCHE FRA								
	SET	8.8	9.1	8.7	9.1	9.0		26.90	
	VOL	7.9	7.9	7.5	8.3	8.1	9.7	33.60	
	FINAL	8.1	8.0	8.3	8.2	8.3	10.3	34.90	34.90
								(60.50)	
7	KYLIE WALKER NZL								
	SET	9.0	8.5	8.9	8.7	8.7		26.30	
	VOL	8.0	8.1	7.8	8.2	8.0	8.8	32.90	
	FINAL	7.9	8.3	8.3	8.4	8.5	9.5	34.60	34.60
								(59.20)	
8	PETRA VACHNIKOVA CZE								
	SET	9.2	9.0	9.5	9.2	9.1		27.50	
	VOL	8.4	8.1	8.1	7.9	8.6	9.4	34.00	
	FINAL	8.2	8.2	8.4	.	8.2	7.8	32.45	32.45
								(61.50)	
9	JACKIE CULLY AUS								
	SET	8.4	8.5	8.9	8.5	8.7		25.70	
	VOL	7.8	8.0	8.0	8.0	8.2	9.8	33.80	
	FINAL	7.5	7.7	7.6	7.3	7.4	9.8	32.30	32.30
								(59.50)	
10	LENKA HONZAKOVA CZE								
	SET	9.0	8.5	8.7	9.0	8.9		26.60	
	VOL	8.5	8.2	7.9	7.9	7.9	9.8	33.80	
	FINAL	4.7	4.5	4.8	5.0	4.6	5.2	19.30	19.30
								(60.40)	

WORLD CUP - AUSTRALIA
HOMEBUSH BAY, SYDNEY - 5TH APRIL 1997


LADIES INDIVIDUAL TRAMPOLINE, PRELIMS - page 1

		J1	J2	J3	J4	J5	Diff	R/Total	TOTAL
1	MARIANNE SAINT-JACQUES	CAN							
	SET	9.2	9.2	9.1	9.3	9.4		27.70	
	VOL	8.6	8.5	8.3	8.3	8.5	10.4	35.70	63.40
2	GALINA LEBEDEVA	BLR							
	SET	9.2	9.3	9.3	9.4	9.3		27.90	
	VOL	8.3	8.3	8.0	8.0	8.1	10.4	34.80	62.70
3	HILTRUD RUBE-ROEWE	GER							
	SET	9.2	9.1	9.0	9.2	9.1		27.40	
	VOL	8.2	8.4	7.9	8.1	8.1	10.7	35.10	62.50
4	NATALIA KARPENKOVA	BLR							
	SET	8.7	9.5	9.4	9.0	9.2		27.60	
	VOL	8.4	8.5	8.2	8.0	8.0	10.2	34.80	62.40
5	PETRA VACHNIKOVA	CZE							
	SET	9.2	9.0	9.5	9.2	9.1		27.50	
	VOL	8.4	8.1	8.1	7.9	8.6	9.2	33.80	61.30
6	MAGALI TROUCHE	FRA							
	SET	8.8	9.1	8.7	9.1	9.0		26.90	
	VOL	7.9	7.9	7.5	8.3	8.1	9.7	33.60	60.50
7	LENKA HONZAKOVA	CZE							
	SET	9.0	8.5	8.7	9.0	8.9		26.60	
	VOL	8.5	8.2	7.9	7.9	7.9	9.8	33.80	60.40
8	JACKIE CULLY	AUS							
	SET	8.4	8.5	8.9	8.5	8.7		25.70	
	VOL	7.8	8.0	8.0	8.0	8.2	9.8	33.80	59.50
9	KYLIE WALKER	NZL							
	SET	9.0	8.5	8.9	8.7	8.7		26.30	
	VOL	8.0	8.1	7.8	8.2	8.0	8.8	32.90	59.20
10	JENNIFER PARILLA	USA							
	SET	9.0	8.9	9.2	9.3	9.1		27.30	
	VOL	7.0	6.9	6.9	6.1	7.1	9.5	30.30	57.60
11	ROBYN FORBES	AUS							
	SET	8.8	8.4	7.9	8.4	8.5		25.30	
	VOL	7.7	7.6	7.6	7.8	7.8	8.8	31.90	57.20
12	REBECCA WINSTONE	NZL							
	SET	8.0	8.3	8.2	8.0	8.1		24.30	
	VOL	8.7	8.6	8.5	8.4	8.3	7.0	32.50	56.80
13	ELIZABETH COX	AUS							
	SET	7.9	8.6	8.0	8.2	8.1		24.30	
	VOL	7.1	7.1	7.4	7.6	7.1	8.8	30.40	54.70

WORLD CUP - AUSTRALIA
 HOMEBUSH BAY, SYDNEY - 5TH APRIL 1997

LADIES INDIVIDUAL TRAMPOLINE, PRELIMS - page 2

			J1	J2	J3	J4	J5	Diff	R/Total	TOTAL
14	KENDALL TAYLOR	AUS								
	SET		8.2	8.3	8.0	8.2	8.0		24.40	
	VOL		7.5	7.4	7.4	7.7	7.5	7.7	30.10	54.50
15	EKATERINA HKILKO	UZB								
	SET		9.0	8.9	9.1	9.2	9.2		27.30	
	VOL		6.2	6.2	5.7	6.1	6.2	7.8	26.30	53.60
16	KATRINA MOODIE	NZL								
	SET		7.8	8.1	7.8	8.4	8.3		24.20	
	VOL		7.4	7.7	7.5	7.7	7.4	6.2	28.80	53.00
17	MARTA FERREIRA	POR								
	SET		8.1	8.3	8.2	8.5	8.5		25.00	
	VOL		5.6	5.6	5.6	6.0	5.9	6.8	23.90	48.90
18	ELENA SAVELEVA	UZB								
	SET		9.0	9.0	9.4	9.4	9.1		27.50	
	VOL		0.2	0.2	0.1	0.2	0.2	1.3	1.90	29.40
19 =	KATARINA PROKESOVA	SVK								
										Withdrawn
19 =	SUE CHALLIS	GBR								
										Withdrawn
19 =	LISA COLUSSI	CAN								
										Withdrawn



WORLD CUP - AUSTRALIA
 HOMEBUSH BAY, SYDNEY - 5TH APRIL 1997

MENS SYNCHRONISED TRAMPOLINE, FINALS - page 1

	J1	J2	J3	J4	J5	J6	J9	J10	J11	Diff	R/Tot.	FINAL
1	D POLIAROUGH/E BELIAEV BLR											
	9.2	8.9	9.3	9.7	9.3	9.2	9.5	9.8	9.8			38.10
	8.7	8.7	8.9	8.5	8.5	8.3	9.0	8.9	9.3	12.1		47.30
	9.0	9.3	9.0	8.5	8.1	8.7	9.6	9.1	9.8	12.1		48.80
												(85.40)
2	E DURAND/D MARTIN FRA											
	9.2	9.7	9.1	9.4	9.3	9.4	9.6	9.5	9.7			37.80
	9.0	9.3	9.2	8.9	9.1	9.0	9.2	9.3	9.3	09.2		46.00
	8.6	8.8	8.5	8.7	8.6	8.6	9.4	9.2	9.3	12.4		48.20
												(83.80)
3	J MARQUES/N LICO POR											
	8.6	8.6	8.7	8.7	8.4	8.5	9.1	9.1	9.1			35.30
	7.8	7.5	7.6	8.4	8.0	8.2	8.9	8.6	8.3	10.2		43.20
	8.7	8.6	8.7	7.1	7.8	7.7	9.2	8.5	8.9	10.2		44.40
												(78.50)
4	A WAREHAM/J WALLACE AUS											
	8.8	9.2	9.2	9.1	8.9	8.9	9.3	9.6	9.7			37.30
	8.6	8.9	8.6	8.9	8.9	8.7	9.1	9.2	9.4	08.2		44.10
	8.4	8.2	8.5	9.0	8.5	8.7	9.1	9.0	9.1	08.2		43.50
												(81.40)
5	S VORONINE/A KOSSOV RUS											
	9.5	9.3	9.5	9.1	9.1	9.1	9.1	9.5	9.4			37.40
	8.6	8.5	8.6	8.1	8.5	8.2	9.0	9.1	9.2	12.2		47.20
	3.5	3.4	3.6	2.3	2.5	2.4	3.8	3.6	3.7	05.4		18.70
												(84.60)

WORLD CUP - AUSTRALIA
 HOMEBUSH BAY, SYDNEY - 5TH APRIL 1997

MENS SYNCHRONISED TRAMPOLINE, PRELIMS - page 1

	J1	J2	J3	J4	J5	J6	J9	J10	J11	Diff	R/Tot.	TOTAL	
1	D POLIAROUH/E BELIAEV BLR												
	9.2	8.9	9.3	9.7	9.3	9.2	9.5	9.8	9.8		38.10		
	8.7	8.7	8.9	8.5	8.5	8.3	9.0	8.9	9.3	12.1	47.30	85.40	
2	S VORONINE/A KOSSOV RUS												
	9.5	9.3	9.5	9.1	9.1	9.1	9.1	9.5	9.4		37.40		
	8.6	8.5	8.6	8.1	8.5	8.2	9.0	9.1	9.2	12.2	47.20	84.60	
3	E DURAND/D MARTIN FRA												
	9.2	9.7	9.1	9.4	9.3	9.4	9.6	9.5	9.7		37.80		
	9.0	9.3	9.2	8.9	9.1	9.0	9.2	9.3	9.3	09.2	46.00	83.80	
4	A WAREHAM/J WALLACE AUS												
	8.8	9.2	9.2	9.1	8.9	8.9	9.3	9.6	9.7		37.30		
	8.6	8.9	8.6	8.9	8.9	8.7	9.1	9.2	9.4	08.2	44.10	81.40	
5	J MARQUES/N LICO POR												
	8.6	8.6	8.7	8.7	8.4	8.5	9.1	9.1	9.1		35.30		
	7.8	7.5	7.6	8.4	8.0	8.2	8.9	8.6	8.3	10.2	43.20	78.50	
6	J DOUGAL/M LESLIE NZL												
	8.3	8.2	8.7	8.9	8.8	8.7	9.5	9.5	9.4		36.10		
	7.7	7.5	8.2	7.8	7.7	7.9	7.0	6.5	5.9	07.8	36.30	72.40	
7	V ZHURAVLEV/S SMAGIN UZB												
	9.2	9.3	8.7	9.2	8.9	9.1	9.6	9.7	9.9		37.70		
	3.7	3.7	3.4	4.0	4.0	4.1	4.4	4.7	4.8	05.1	22.20	59.90	

WORLD CUP - AUSTRALIA
 HOMEBUSH BAY, SYDNEY - 5TH APRIL 1997

LADIES SYNCHRONISED TRAMPOLINE, FINALS - page 1

	J1	J2	J3	J4	J5	J6	J9	J10	J11	Diff	R/Tot.	FINAL
1	G.LEBEDEVA/N.KARPENKOVA BLR											
	9.2	9.2	9.4	9.3	9.1	9.3	9.6	9.5	9.9			37.70
	8.8	8.7	8.6	8.7	8.6	8.6	9.6	9.5	9.6	7.9		44.40
	8.4	8.5	8.4	8.9	8.7	8.7	9.5	9.3	9.7	10.0		46.10
												46.10 (82.10)
2	P.VACHNIKOVA/L.HONZAKOVA CZE											
	9.2	9.4	9.4	9.0	8.7	8.9	9.6	9.2	9.2			36.70
	8.6	8.6	8.5	8.4	8.5	8.5	9.3	9.2	9.2	8.6		44.10
	8.5	8.6	8.9	8.6	8.7	8.5	9.6	9.8	9.8	8.8		45.60
												45.60 (80.80)
3	T.LUDWIG/H.RUBE-ROEWE GER											
	9.0	9.0	9.3	8.7	9.0	9.0	9.4	9.2	9.6			36.80
	8.2	8.1	8.1	8.0	8.7	8.5	9.4	9.6	9.3	9.8		45.20
	8.3	8.5	8.5	8.4	8.6	8.5	8.6	8.5	9.1	9.8		44.00
												44.00 (82.00)
4	E.SAVELEVA/E.HKILKO UZB											
	9.3	9.5	9.1	9.1	8.5	8.9	9.5	9.4	9.7			37.20
	8.6	8.6	8.4	7.9	8.4	8.3	9.2	9.3	8.9	9.4		44.70
	7.5	7.7	7.6	7.1	6.8	6.9	8.1	7.9	8.7	8.6		39.30
												39.30 (81.90)

WORLD CUP - AUSTRALIA
HOMEBUSH BAY, SYDNEY - 5TH APRIL 1997

LADIES SYNCHRONISED TRAMPOLINE, PRELIMS - page 1

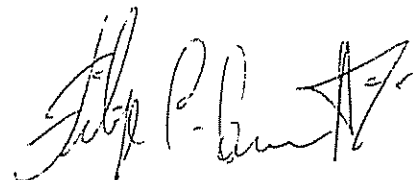
	J1	J2	J3	J4	J5	J6	J9	J10	J11	Diff	R/Tot.	TOTAL
1	G.LEBEDEVA/N.KARPENKOVA BLR											
	9.2	9.2	9.4	9.3	9.1	9.3	9.6	9.5	9.9		37.70	
	8.8	8.7	8.6	8.7	8.6	8.6	9.6	9.5	9.6	7.9	44.40	82.10
2	T.LUDWIG/H.RUBE-ROEWE GER											
	9.0	9.0	9.3	8.7	9.0	9.0	9.4	9.2	9.6		36.80	
	8.2	8.1	8.1	8.0	8.7	8.5	9.4	9.6	9.3	9.8	45.20	82.00
3	E.SAVELEVA/E.HKILKO UZB											
	9.3	9.5	9.1	9.1	8.5	8.9	9.5	9.4	9.7		37.20	
	8.6	8.6	8.4	7.9	8.4	8.3	9.2	9.3	8.9	9.4	44.70	81.90
4	P.VACHNIKOVA/L.HONZAKOVA CZE											
	9.2	9.4	9.4	9.0	8.7	8.9	9.6	9.2	9.2		36.70	
	8.6	8.6	8.5	8.4	8.5	8.5	9.3	9.2	9.2	8.6	44.10	80.80
5	J.CULLY/R.FORBES AUS											
	8.3	8.2	8.8	8.8	8.4	8.7	9.3	9.0	9.2		35.40	
	7.9	7.9	7.8	7.9	8.2	8.2	8.9	8.6	8.8	8.2	41.90	77.30
6	R.WINSTONE/K.WALKER NZL											
	8.3	8.6	8.3	8.6	8.4	8.5	9.4	8.8	9.0		34.80	
	6.3	6.1	6.3	7.2	6.6	6.9	7.6	7.5	7.6	5.6	34.00	68.80
7	L.COLUSSI/M.SAINT-JACQUES CAN											

Mark ...

WORLD CUP - AUSTRALIA
 HOMEBUSH BAY, SYDNEY - 5TH APRIL 1997

MENS DMT CHALLENGE, FINALS - page 1

		J1	J2	J3	J4	J5	Diff	R/Total	FINAL
1	CHRIS MITRUK CAN								
	OP 1	1.6	1.7	1.7	1.5	1.7	3.1	6.43	
	OP 2	1.6	1.6	1.6	1.6	1.7	2.9	6.10	
	FIN 1	1.4	1.4	1.5	1.4	1.3	2.9	5.70	
	FIN 2	1.3	1.3	1.3	1.2	1.3	3.1	5.70	23.93
2	TOM DELANEY NZL								
	OP 1	1.6	1.7	1.6	1.6	1.7	2.7	5.97	
	OP 2	1.7	1.7	1.6	1.6	1.7	2.7	6.03	
	FIN 1	1.5	1.6	1.6	1.5	1.5	2.7	5.77	
	FIN 2	1.7	1.6	1.6	1.7	1.6	2.7	5.97	23.74
3	DIOGO FARIA POR								
	OP 1	1.5	1.6	1.6	1.6	1.5	2.5	5.63	
	OP 2	1.5	1.5	1.7	1.5	1.6	2.5	5.57	
	FIN 1	1.6	1.7	1.7	1.7	1.7	2.5	5.90	
	FIN 2	1.9	1.9	1.8	1.8	1.8	2.5	6.17	23.27
4	DARREN GILLIS AUS								
	OP 1	1.6	1.6	1.5	1.5	1.6	2.5	5.63	
	OP 2	1.6	1.5	1.6	1.5	1.6	2.5	5.63	
	FIN 1	1.5	1.6	1.6	1.5	1.6	2.5	5.63	
	FIN 2	1.5	1.5	1.5	1.5	1.3	2.5	5.50	22.39
5	CHRIS ORMANDY NZL								
	OP 1	1.4	1.5	1.4	1.5	1.4	2.3	5.17	
	OP 2	1.5	1.4	1.5	1.5	1.5	2.3	5.30	
	FIN 1	1.5	1.4	1.4	1.5	1.3	2.1	4.97	
	FIN 2	1.5	1.5	1.5	1.6	1.4	2.1	5.10	20.54
6	JUSTIN DOUGAL NZL								
	OP 1	0.7	0.8	0.8	0.8	0.8	0.9	2.50	
	OP 2	1.6	1.7	1.6	1.7	1.7	2.7	6.03	
	FIN 1	1.2	1.1	1.3	1.2	1.3	2.5	4.97	
	FIN 2	1.3	1.4	1.4	1.3	1.4	2.7	5.43	18.93
7	JAMES BARTLETT CAN								
	OP 1	1.4	1.2	1.4	1.3	1.2	1.9	4.50	
	OP 2	1.0	1.0	1.0	1.0	1.1	2.3	4.30	
	FIN 1	1.5	1.5	1.5	1.5	1.4	2.1	5.10	
	FIN 2	1.0	1.0	1.0	0.8	0.8	2.0	3.87	17.77
8	KEVIN PERKINS CAN								
	OP 1	1.2	1.1	1.3	1.1	1.2	2.3	4.63	
	OP 2	1.5	1.5	1.6	1.5	1.4	2.5	5.50	
	FIN 1	1.1	1.0	1.0	1.2	1.1	1.3	3.43	
	FIN 2	1.3	1.2	1.2	1.3	1.3	1.6	4.13	17.69



WORLD CUP - AUSTRALIA
HOMEBUSH BAY, SYDNEY - 5TH APRIL 1997

MENS DMT CHALLENGE, PRELIMS - page 1

		J1	J2	J3	J4	J5	Diff	R/Total	TOTAL	
1	CHRIS MITRUK CAN									
	OP 1	1.6	1.7	1.7	1.5	1.7	3.1	6.43		
	OP 2	1.6	1.6	1.6	1.6	1.7	2.9	6.10	12.53	
2	TOM DELANEY NZL									
	OP 1	1.6	1.7	1.6	1.6	1.7	2.7	5.97		
	OP 2	1.7	1.7	1.6	1.6	1.7	2.7	6.03	12.00	
3	DARREN GILLIS AUS									
	OP 1	1.6	1.6	1.5	1.5	1.6	2.5	5.63		
	OP 2	1.6	1.5	1.6	1.5	1.6	2.5	5.63	11.26	
4	DIOGO FARIA POR									
	OP 1	1.5	1.6	1.6	1.6	1.5	2.5	5.63		
	OP 2	1.5	1.5	1.7	1.5	1.6	2.5	5.57	11.20	
5	CHRIS ORMANDY NZL									
	OP 1	1.4	1.5	1.4	1.5	1.4	2.3	5.17		
	OP 2	1.5	1.4	1.5	1.5	1.5	2.3	5.30	10.47	
6	KEVIN PERKINS CAN									
	OP 1	1.2	1.1	1.3	1.1	1.2	2.3	4.63		
	OP 2	1.5	1.5	1.6	1.5	1.4	2.5	5.50	10.13	
7	JAMES BARTLETT CAN									
	OP 1	1.4	1.2	1.4	1.3	1.2	1.9	4.50		
	OP 2	1.0	1.0	1.0	1.0	1.1	2.3	4.30	8.80	
8	JUSTIN DOUGAL NZL									
	OP 1	0.7	0.8	0.8	0.8	0.8	0.9	2.50		
	OP 2	1.6	1.7	1.6	1.7	1.7	2.7	6.03	8.53	
9 =	STANISLAV VORONINE RUS									
	OP 1	0.00	0.00	
		Withdrawn								
9 =	NUNO LICO POR									
		Withdrawn								
9 =	MARCUS LESLIE NZL									
		Withdrawn								
9 =	JOAO MARQUES POR									
		Withdrawn								
9 =	JI WALLACE AUS									
		Withdrawn								
9 =	ADRIAN WAREHAM AUS									
		Withdrawn								

WORLD CUP - AUSTRALIA
 HOMEBUSH BAY, SYDNEY - 5TH APRIL 1997

LADIES DMT CHALLENGE, FINALS - page 1

		J1	J2	J3	J4	J5	Diff	R/Total	FINAL
1	REBECCA WINSTONE NZL								
	OP 1	1.5	1.6	1.6	1.5	1.5	2.1	5.17	
	OP 2	1.4	1.5	1.4	1.4	1.3	2.1	4.90	
	FIN 1	1.7	1.6	1.8	1.8	1.7	1.7	5.17	
	FIN 2	1.7	1.6	1.6	1.6	1.6	1.7	4.90	20.14
2	ELIZABETH COX AUS								
	OP 1	1.5	1.5	1.5	1.5	1.5	2.1	5.10	
	OP 2	1.4	1.5	1.5	1.4	1.4	2.1	4.97	
	FIN 1	1.6	1.6	1.6	1.5	1.5	1.9	5.03	
	FIN 2	1.6	1.6	1.5	1.5	1.5	1.5	4.57	19.67
3	JACINTA HARFORD AUS								
	OP 1	1.5	1.6	1.5	1.5	1.4	1.7	4.70	
	OP 2	1.3	1.4	1.3	1.3	1.4	1.7	4.37	
	FIN 1	1.4	1.4	1.4	1.4	1.4	1.9	4.70	
	FIN 2	1.4	1.4	1.5	1.5	1.4	1.9	4.77	18.54
4	MIKALAE ROBERTSON AUS								
	OP 1	1.4	1.5	1.5	1.5	1.4	1.9	4.83	
	OP 2	1.4	1.4	1.4	1.4	1.4	1.7	4.50	
	FIN 1	1.6	1.6	1.5	1.5	1.5	1.5	4.57	
	FIN 2	1.5	1.4	1.4	1.4	1.4	1.5	4.30	18.20
5	KYLIE WALKER NZL								
	OP 1	1.5	1.5	1.5	1.6	1.5	2.3	5.30	
	OP 2	1.6	1.6	1.5	1.6	1.4	2.3	5.43	
	FIN 1	0.0	0.0	0.0	0.0	0.0	0.0	0.00	
	FIN 2	1.7	1.7	1.7	1.8	1.6	1.7	5.10	15.83
6	ROBYN FORBES AUS								
	OP 1	1.4	1.5	1.5	1.4	1.4	2.1	4.97	
	OP 2	1.4	1.4	1.5	1.3	1.3	2.1	4.83	
	FIN 1	0.6	0.6	0.7	0.7	0.7	0.8	2.13	
	FIN 2	1.3	1.3	1.3	1.3	1.2	1.1	3.70	15.63
7	MARIA OLIVEIRA POR								
	OP 1	1.7	1.7	1.7	1.6	1.6	2.1	5.43	
	OP 2	1.7	1.6	1.6	1.6	1.6	2.3	5.50	
	FIN 1	0.0	0.0	0.0	0.0	0.0	0.0	0.00	
	FIN 2	1.5	1.6	1.5	1.5	1.5	1.6	4.60	15.53
8	KATRINA MOODIE NZL								
	OP 1	0.7	0.7	0.8	0.8	0.7	0.9	2.37	
	OP 2	1.2	1.2	1.2	1.2	1.1	1.4	3.80	
	FIN 1	1.3	1.4	1.4	1.3	1.3	1.1	3.77	
	FIN 2	1.5	1.4	1.4	1.3	1.4	1.7	4.50	14.44
9	LISA COLUSSI CAN								
	OP 1	0.8	0.8	0.7	0.8	0.8	0.9	2.50	
	OP 2	1.5	1.2	1.5	1.4	1.4	2.5	5.37	
	FIN 1	0.7	0.6	0.7	0.7	0.6	1.1	2.43	
	FIN 2	1.0	1.1	1.0	1.0	1.0	2.1	4.10	14.40

WORLD CUP - AUSTRALIA
HOMEBUSH BAY, SYDNEY - 5TH APRIL 1997

LADIES DMT CHALLENGE, FINALS - page 3

		J1	J2	J3	J4	J5	Diff	R/Total	FINAL
10	MARTA FERREIRA	POR	.						
	OP 1	1.2	1.2	1.2	1.1	1.1	2.3	4.63	
	OP 2	1.5	1.4	1.5	1.3	1.5	1.5	4.43	9.06
11	JENNIFER PARILLA	USA							
	OP 1	0.0	0.0	0.0	0.0	0.0	0.0	0.00	
			Withdrawn						0.00

ED PO 11

WORLD CUP - AUSTRALIA
 HOMEBUSH BAY, SYDNEY - 5TH APRIL 1997

LADIES DMT CHALLENGE, PRELIMS - page 1

		J1	J2	J3	J4	J5	Diff	R/Total	TOTAL
1	MARIA OLIVEIRA POR								
	OP 1	1.7	1.7	1.7	1.6	1.6	2.1	5.43	
	OP 2	1.7	1.6	1.6	1.6	1.6	2.3	5.50	10.93
2	KYLIE WALKER NZL								
	OP 1	1.5	1.5	1.5	1.6	1.5	2.3	5.30	
	OP 2	1.6	1.6	1.5	1.6	1.4	2.3	5.43	10.73
3 =	ELIZABETH COX AUS								
	OP 1	1.5	1.5	1.5	1.5	1.5	2.1	5.10	
	OP 2	1.4	1.5	1.5	1.4	1.4	2.1	4.97	10.07
3 =	REBECCA WINSTONE NZL								
	OP 1	1.5	1.6	1.6	1.5	1.5	2.1	5.17	
	OP 2	1.4	1.5	1.4	1.4	1.3	2.1	4.90	10.07
5	ROBYN FORBES AUS								
	OP 1	1.4	1.5	1.5	1.4	1.4	2.1	4.97	
	OP 2	1.4	1.4	1.5	1.3	1.3	2.1	4.83	9.80
6	MIKALAE ROBERTSON AUS								
	OP 1	1.4	1.5	1.5	1.5	1.4	1.9	4.83	
	OP 2	1.4	1.4	1.4	1.4	1.4	1.7	4.50	9.33
7	JACINTA HARFORD AUS								
	OP 1	1.5	1.6	1.5	1.5	1.4	1.7	4.70	
	OP 2	1.3	1.4	1.3	1.3	1.4	1.7	4.37	9.07
8	MARTA FERREIRA POR								
	OP 1	1.2	1.2	1.2	1.1	1.1	2.3	4.63	
	OP 2	1.5	1.4	1.5	1.3	1.5	1.5	4.43	9.06
9	LISA COLUSSI CAN								
	OP 1	0.8	0.8	0.7	0.8	0.8	0.9	2.50	
	OP 2	1.5	1.2	1.5	1.4	1.4	2.5	5.37	7.87
10	KATRINA MOODIE NZL								
	OP 1	0.7	0.7	0.8	0.8	0.7	0.9	2.37	
	OP 2	1.2	1.2	1.2	1.2	1.1	1.4	3.80	6.17
11	JENNIFER PARILLA USA								
	OP 1	0.0	0.0	0.0	0.0	0.0	0.0	0.00	
			Withdrawn						0.00

