



2010 Indo Pacific Trampoline Tumbling Championships

RESULT FINAL

【DMT 10 - 12 Years Men】



Chair of Judges' Panel

Leigh Oswin

AUS

Execution		Difficulty									
J1	J2	J3	J4	J5	Diff	Sum	Total				
J1	Lance Henry	NZL	J6	Karen Capel	CAN						
J2	Michael Jennings	AUS	J7	Daphne Stringer	NZL						
J3	Saito Ikuko	JPN	Recorder								
J4	Helen Van Der Walt	RSA	Kobayashi Akitomo		JPN						
J5	Iwashita Yuriko	JPN	Sub. Saitoh Tetsuya		JPN						
			J1	J2	J3	J4	J5	Diff	Sum	Total	
1	Ben Blais		1Pass	8.9	8.9	8.9	8.9	8.9	4.4	31.1	124.8
			2Pass	9.2	9.4	9.3	9.1	9.2	3.6	31.3	
			3Pass	9.4	9.4	9.3	9.3	9.1	3.4	31.4	
		Canada	4Pass	9.5	9.4	9.4	9.5	9.4	2.7	31.0	
2	Jared Archer		1Pass	9.4	9.5	9.5	9.5	9.4	3.4	31.8	124.4
			2Pass	9.4	9.3	9.3	9.3	9.3	4.4	32.3	
			3Pass	9.3	9.4	9.3	9.2	9.3	2.7	30.6	
		Australia	4Pass	9.0	8.8	8.9	8.8	8.9	3.1	29.7	
3	Kazuki Kiryu		1Pass	9.5	9.4	9.4	9.5	9.4	1.8	30.1	121.4
			2Pass	9.6	9.5	9.5	9.4	9.5	1.6	30.1	
			3Pass	9.3	9.4	9.4	9.4	9.4	2.9	31.1	
		Japan	4Pass	9.4	9.3	9.3	9.3	9.2	2.2	30.1	
4	Ryo Inoue		1Pass	9.2	9.1	9.2	9.1	9.2	3.0	30.5	119.6
			2Pass	8.9	8.9	9.0	8.8	8.8	2.7	29.3	
			3Pass	9.0	8.8	8.7	8.9	8.7	3.3	29.7	
		Japan	4Pass	9.0	9.1	9.0	9.0	8.8	3.1	30.1	
5	Takuma Fukudome		1Pass	9.6	9.6	9.5	9.5	9.6	1.3	30.0	119.6
			2Pass	9.5	9.6	9.6	9.4	9.5	1.8	30.4	
			3Pass	9.3	9.3	9.2	9.2	9.1	1.6	29.3	
		Japan	4Pass	9.6	9.6	9.5	9.5	9.5	1.3	29.9	
6	Ruben Bester		1Pass	9.5	9.4	9.3	9.4	9.4	1.6	29.8	117.6
			2Pass	8.9	8.9	8.8	8.9	8.9	1.6	28.3	
			3Pass	9.6	9.7	9.5	9.5	9.4	1.3	29.9	
		South Africa	4Pass	9.5	9.5	9.4	9.4	9.2	1.3	29.6	
7	Masaya Sugawara		1Pass	9.3	9.3	9.4	9.3	9.3	1.8	29.7	116.4
			2Pass	8.5	8.5	8.6	8.6	8.6	1.6	27.3	
			3Pass	9.4	9.5	9.3	9.3	9.2	1.3	29.3	
		Japan	4Pass	9.3	9.2	9.3	9.2	9.1	2.4	30.1	
8	William Thomas Wait		1Pass	9.1	9.1	9.1	9.0	9.0	2.1	29.3	115.2
			2Pass	8.7	8.7	8.8	8.6	8.6	2.1	28.1	
			3Pass	9.4	9.4	9.5	9.3	9.3	1.3	29.4	
		South Africa	4Pass	9.3	9.3	9.2	9.2	9.1	0.7	28.4	
9	Lachie Smith		1Pass	9.3	9.2	9.1	9.1	9.0	3.4	30.8	112.0
			2Pass	9.1	8.9	8.9	8.9	9.0	3.3	30.1	
			3Pass	6.8	6.7	6.7	6.7	6.7	0.7	20.8	
		New Zealand	4Pass	9.2	9.2	9.3	9.1	9.2	2.7	30.3	
10	Yuki Honda		1Pass	6.6	6.7	6.6	6.7	6.6	0.7	20.6	99.0
			2Pass	9.1	9.0	9.1	9.1	9.1	2.4	29.7	
			3Pass	6.3	6.4	6.3	6.3	6.3	0.6	19.5	
		Japan	4Pass	9.3	9.6	9.4	9.3	9.2	1.2	29.2	



2010 Indo Pacific Trampoline Tumbling Championships

RESULT FINAL

[DMT 10 - 12 Years Women]



Chair of Judges' Panel

Leigh Oswin

AUS

Execution		Difficulty								
J1	J2	J3	J4	J5	Diff	Sum	Total			
J1	Lance Henry	NZL	J6	Karen Capel	CAN					
J2	Michael Jennings	AUS	J7	Daphne Stringer	NZL					
J3	Saito Ikuko	JPN	Recorder							
J4	Helen Van Der Walt	RSA	Kobayashi Akitomo		JPN					
J5	Iwashita Yuriko	JPN	Sub. Saitoh Tetsuya		JPN					
		J1	J2	J3	J4	J5	Diff	Sum	Total	
1	Alexa Kennedy 991272	New Zealand	1Pass	9.3	9.1	9.0	9.1	9.2	3.3	30.7
			2Pass	9.4	9.4	9.4	9.4	9.4	3.0	31.2
			3Pass	9.5	9.5	9.4	9.5	9.3	3.3	31.7
			4Pass	9.5	9.5	9.4	9.3	9.5	2.7	31.1
2	Calista Theron 991351	Australia	1Pass	9.1	9.2	9.2	9.1	9.1	3.0	30.4
			2Pass	9.3	9.4	9.5	9.2	9.3	2.5	30.5
			3Pass	9.4	9.5	9.4	9.3	9.3	2.1	30.2
			4Pass	9.4	9.5	9.4	9.3	9.4	1.6	29.8
3	Michaela Mentz 991405	South Africa	1Pass	9.2	9.3	9.2	9.3	9.3	2.7	30.5
			2Pass	9.4	9.3	9.3	9.4	9.2	1.8	29.8
			3Pass	9.1	9.1	9.0	9.0	9.1	3.3	30.5
			4Pass	9.0	9.0	8.9	9.0	9.0	3.0	30.0
4	Rana Matsumoto 653246	Japan	1Pass	9.6	9.6	9.6	9.6	9.6	1.7	30.5
			2Pass	9.2	9.2	9.1	9.1	9.1	2.2	29.6
			3Pass	9.6	9.6	9.6	9.5	9.5	1.3	30.0
			4Pass	9.6	9.6	9.7	9.5	9.5	1.3	30.0
5	Risa Kiryu 653250	Japan	1Pass	9.4	9.4	9.3	9.4	9.3	3.0	31.1
			2Pass	8.8	8.7	8.9	9.0	8.8	2.7	29.2
			3Pass	9.1	9.0	9.0	9.0	9.0	2.2	29.2
			4Pass	9.6	9.5	9.6	9.5	9.6	1.7	30.4
6	Lizzie Stevenson 991275	New Zealand	1Pass	9.4	9.6	9.5	9.4	9.5	2.7	31.1
			2Pass	8.5	8.5	8.7	8.5	8.6	2.7	28.3
			3Pass	9.5	9.5	9.3	9.3	9.4	2.8	31.0
			4Pass	8.3	8.3	8.4	8.4	8.3	3.0	28.0
7	Miki Sakurai 652626	Japan	1Pass	9.6	9.5	9.5	9.4	9.5	1.7	30.2
			2Pass	9.0	9.0	9.1	9.0	9.0	1.3	28.3
			3Pass	9.4	9.6	9.5	9.4	9.4	1.3	29.6
			4Pass	9.3	9.4	9.3	9.2	9.2	1.6	29.4
8	Kelly Schoeman 991404	South Africa	1Pass	9.3	9.5	9.3	9.2	9.4	1.8	29.8
			2Pass	8.9	8.9	8.9	8.8	8.9	1.6	28.3
			3Pass	9.2	9.2	9.3	9.2	9.3	2.5	30.2
			4Pass	8.8	8.7	8.9	8.9	8.6	1.3	27.7
9	Olivia Davies 991359	Australia	1Pass	8.6	8.7	8.8	8.7	8.9	3.2	29.4
			2Pass	6.7	6.8	6.8	6.8	6.6	0.7	21.0
			3Pass	8.9	9.1	9.0	8.9	9.0	2.1	29.0
			4Pass	9.1	9.0	9.1	9.2	9.0	3.0	30.2
10	Ngareta Wicksteed 991273	New Zealand	1Pass	9.5	9.6	9.5	9.4	9.5	2.7	31.2
			2Pass	9.4	9.4	9.3	9.3	9.4	2.7	30.8
			3Pass	9.5	9.5	9.5	9.4	9.3	2.8	31.2
			4Pass	0.0	0.0	0.0	0.0	0.0	0.0	0.0



2010 Indo Pacific Trampoline Tumbling Championships

RESULT FINAL

【DMT 13 - 14 Years Men】



Chair of Judges' Panel

Karen Capel

CAN

Execution

J1	June Booth	CAN
J2	Michael Jennings	AUS
J3	Saito Ikuko	JPN
J4	Maree Calder	NZL
J5	Iwashita Yuriko	JPN

Difficulty

J6	Leigh Oswin	AUS
J7	Vicki Humphreys	NZL

Recorder

	Kobayashi Akitomo	JPN
	Sub. Saitoh Tetsuya	JPN

			J1	J2	J3	J4	J5	Diff	Sum	Total	
1		Curtis Booth Australia	1Pass	9.3	9.1	9.1	9.0	9.1	5.2	32.5	128.8
			2Pass	9.5	9.5	9.4	9.4	9.5	4.8	33.2	
			3Pass	9.2	9.3	9.3	9.3	9.3	4.8	32.7	
			4Pass	9.1	8.9	9.2	9.1	9.1	3.1	30.4	
2		Zander Biewenga South Africa	1Pass	9.4	9.3	9.4	9.4	9.5	3.1	31.3	128.3
			2Pass	9.3	9.2	9.2	9.2	9.2	3.7	31.3	
			3Pass	9.5	9.4	9.3	9.3	9.4	4.4	32.5	
			4Pass	9.2	9.2	9.2	9.2	9.2	5.6	33.2	
3		Aidan Collins Australia	1Pass	9.0	9.1	9.0	9.0	9.0	5.6	32.6	128.3
			2Pass	8.4	8.7	8.6	8.5	8.6	5.6	31.3	
			3Pass	9.2	9.3	9.2	9.1	9.2	4.8	32.4	
			4Pass	9.1	9.1	9.1	8.9	9.0	4.8	32.0	
4		Chezwin Timm South Africa	1Pass	9.4	9.4	9.3	9.3	9.3	3.7	31.7	127.9
			2Pass	8.9	8.7	8.8	8.9	8.8	5.2	31.7	
			3Pass	9.0	8.8	8.9	8.9	9.0	4.8	31.6	
			4Pass	9.4	9.3	9.4	9.3	9.4	4.8	32.9	
5		Oliver McGrath Australia	1Pass	9.4	9.4	9.1	9.2	9.2	4.8	32.6	125.7
			2Pass	9.5	9.4	9.4	9.4	9.4	3.3	31.5	
			3Pass	9.4	9.3	9.2	9.3	9.4	3.6	31.6	
			4Pass	9.1	9.1	9.0	9.1	9.1	2.7	30.0	
6		Cameron Quinlan Canada	1Pass	9.5	9.4	9.4	9.3	9.4	3.6	31.8	125.3
			2Pass	9.2	9.2	9.0	9.1	9.1	4.3	31.7	
			3Pass	9.2	9.1	9.1	9.1	9.0	3.3	30.6	
			4Pass	9.7	9.5	9.5	9.5	9.5	2.7	31.2	
7		Nelson McCallum New Zealand	1Pass	9.0	8.8	8.9	8.9	8.9	3.6	30.3	123.0
			2Pass	8.8	8.7	8.8	8.8	9.0	4.4	30.8	
			3Pass	9.5	9.3	9.2	9.3	9.4	3.3	31.3	
			4Pass	8.8	8.6	8.7	8.8	8.7	4.4	30.6	
8		Sean Pearce New Zealand	1Pass	9.1	9.1	9.1	9.1	9.1	3.3	30.6	122.8
			2Pass	8.9	8.8	8.8	8.9	8.9	4.4	31.0	
			3Pass	8.8	8.8	8.9	8.9	8.8	3.1	29.6	
			4Pass	9.1	9.0	9.0	9.1	9.1	4.4	31.6	
9		Tomonari Kikuchi Japan	1Pass	9.6	9.7	9.5	9.6	9.5	1.8	30.5	121.2
			2Pass	9.4	9.4	9.3	9.3	9.4	2.7	30.8	
			3Pass	9.5	9.4	9.4	9.4	9.5	1.6	29.9	
			4Pass	9.2	9.1	9.2	9.2	9.2	2.4	30.0	
10		Kei Shibao Japan	1Pass	9.1	9.0	9.2	9.2	9.1	3.3	30.7	120.6
			2Pass	9.2	9.0	9.1	9.0	9.0	3.0	30.1	
			3Pass	9.1	9.1	9.1	9.1	9.1	2.2	29.5	
			4Pass	9.2	9.1	9.2	9.2	9.2	2.7	30.3	



2010 Indo Pacific Trampoline Tumbling Championships

RESULT FINAL

[DMT 13 - 14 Years Women]



Chair of Judges' Panel

Karen Capel

CAN

Execution		Difficulty									
J1	J2	J3	J4	J5	Diff	Sum	Total				
J1	June Booth	CAN	J6	Leigh Oswin	AUS						
J2	Michael Jennings	AUS	J7	Vicki Humphreys	NZL						
J3	Saito Ikuko	JPN	Recorder								
J4	Maree Calder	NZL	Kobayashi Akitomo			JPN					
J5	Iwashita Yuriko	JPN	Sub. Saitoh Tetsuya			JPN					
		J1	J2	J3	J4	J5	Diff	Sum	Total		
1	Alexa McPhee	1Pass	9.4	9.5	9.3	9.5	9.5	3.7	32.1	125.5	
		2Pass	9.3	9.3	9.2	9.3	9.3	3.6	31.5		
	Canada	3Pass	9.4	9.4	9.2	9.3	9.2	3.0	30.9		
		4Pass	9.5	9.5	9.3	9.4	9.4	2.7	31.0		
2	Olivia Morris	1Pass	8.9	8.8	8.8	8.8	8.9	4.4	30.9	124.8	
		2Pass	9.1	8.9	9.0	9.0	9.2	4.4	31.5		
	Australia	3Pass	9.1	9.2	9.1	9.1	9.3	3.7	31.1		
		4Pass	9.2	9.2	9.1	9.3	9.3	3.6	31.3		
3	Braida Thomas	1Pass	9.6	9.5	9.5	9.4	9.6	3.1	31.7	124.1	
		2Pass	9.4	9.4	9.3	9.3	9.5	3.2	31.3		
	Australia	3Pass	9.6	9.7	9.4	9.3	9.3	2.2	30.5		
		4Pass	9.6	9.7	9.4	9.4	9.5	2.1	30.6		
4	Candice Van Rooyen	1Pass	9.1	9.0	9.0	9.0	9.0	3.3	30.3	122.7	
		2Pass	9.1	9.0	8.9	8.8	9.0	3.1	30.0		
	South Africa	3Pass	9.0	8.9	9.0	9.1	9.0	4.4	31.4		
		4Pass	8.9	8.7	8.9	8.8	8.9	4.4	31.0		
5	Kililipi O'Donoghue-	1Pass	9.1	9.2	9.1	9.2	9.2	3.3	30.8	122.7	
		2Pass	9.2	9.3	9.2	9.3	9.2	3.3	31.0		
	Australia	3Pass	9.3	9.4	9.2	9.4	9.3	3.0	31.0		
		4Pass	9.0	9.3	9.0	9.1	9.1	2.7	29.9		
6	Risa Kawaguchi	1Pass	9.1	8.9	9.1	9.0	9.1	3.0	30.2	122.6	
		2Pass	9.6	9.5	9.3	9.4	9.4	3.3	31.6		
	Japan	3Pass	9.4	9.5	9.3	9.5	9.4	2.7	31.0		
		4Pass	9.5	9.4	9.3	9.4	9.4	1.6	29.8		
7	Tatum Sawa	1Pass	9.5	9.4	9.4	9.4	9.4	3.3	31.5	122.0	
		2Pass	9.2	9.1	8.9	9.1	9.1	3.0	30.3		
	Canada	3Pass	9.0	8.9	8.8	8.9	9.0	3.2	30.0		
		4Pass	9.1	9.0	8.9	9.1	9.0	3.1	30.2		
8	Sae Kobayashi	1Pass	9.4	9.3	9.3	9.3	9.3	2.9	30.8	120.7	
		2Pass	9.1	9.0	9.0	9.1	9.1	2.2	29.4		
	Japan	3Pass	9.5	9.4	9.5	9.5	9.5	1.6	30.1		
		4Pass	9.0	9.1	9.0	8.9	9.0	3.4	30.4		
9	Aoi Hashinokuchi	1Pass	9.0	9.0	9.0	9.1	9.2	2.7	29.8	118.6	
		2Pass	9.4	9.3	9.4	9.2	9.5	1.7	29.8		
	Japan	3Pass	9.3	9.3	9.4	9.2	9.4	1.2	29.2		
		4Pass	9.6	9.5	9.5	9.5	9.5	1.3	29.8		
10	Kaede Suzuki	1Pass	8.9	9.0	9.0	8.9	9.0	1.8	28.7	108.6	
		2Pass	9.2	9.2	9.1	9.1	9.1	2.9	30.3		
	Japan	3Pass	6.8	6.7	6.7	6.7	6.7	0.0	20.1		
		4Pass	9.3	9.4	9.3	9.2	9.3	1.6	29.5		



2010 Indo Pacific Trampoline Tumbling Championships

RESULT FINAL

【DMT 15 - 16 Years Men】



Chair of Judges' Panel

Karen Capel

CAN

Execution		Difficulty									
J1	J2	J3	J4	J5	Diff	Sum	Total				
J1	Lance Henry	NZL	J6	Leigh Oswin	AUS						
J2	Michael Jennings	AUS	J7	Morita Hirofumi	JPN						
J3	Saito Ikuko	JPN	Recorder								
J4	Maree Calder	NZL	Kobayashi Akitomo		JPN						
J5	Iwashita Yuriko	JPN	Sub. Saitoh Tetsuya		JPN						
		J1	J2	J3	J4	J5	Diff	Sum	Total		
1	Matthew Weal	1Pass	9.4	9.5	9.5	9.4	9.4	6.0	34.3	136.0	
	991395	2Pass	9.6	9.5	9.5	9.5	9.5	6.0	34.5		
		3Pass	9.1	9.2	9.1	9.2	9.0	5.6	33.0		
		4Pass	9.4	9.4	9.4	9.4	9.4	6.0	34.2		
2	Hayden Woodfall	1Pass	9.2	9.1	9.1	9.2	9.1	4.8	32.2	125.3	
	991380	2Pass	9.0	8.9	8.9	9.0	8.9	4.4	31.2		
		3Pass	8.9	9.1	9.1	9.0	9.0	3.4	30.5		
		4Pass	9.3	9.5	9.4	9.3	9.5	3.2	31.4		
3	Matthew Henry	1Pass	8.6	8.5	8.4	8.5	8.5	5.2	30.7	125.3	
	991375	2Pass	9.3	9.2	9.1	9.1	9.0	5.6	33.0		
		3Pass	9.1	8.9	8.9	9.0	8.9	4.8	31.6		
		4Pass	9.0	8.9	9.0	9.0	9.1	3.0	30.0		
4	Oliver Andrew Buchner	1Pass	9.1	9.2	9.1	9.2	9.0	3.3	30.7	124.5	
	991419	2Pass	8.6	8.5	8.6	8.5	8.6	4.8	30.5		
		3Pass	9.1	9.0	9.2	9.0	8.9	4.8	31.9		
		4Pass	9.4	9.6	9.5	9.4	9.5	3.0	31.4		
5	Luke Seal	1Pass	9.3	9.3	9.2	9.2	9.1	3.7	31.4	123.4	
	991377	2Pass	8.6	8.4	8.8	8.7	8.6	4.0	29.9		
		3Pass	9.2	9.2	9.1	9.2	9.2	3.2	30.8		
		4Pass	9.6	9.4	9.4	9.5	9.4	3.0	31.3		
6	Ryoga Aikyo	1Pass	9.3	9.4	9.3	9.2	9.3	3.0	30.9	120.6	
	653570	2Pass	8.3	8.3	8.4	8.2	8.3	2.7	27.6		
		3Pass	9.3	9.2	9.2	9.1	9.1	3.3	30.8		
		4Pass	9.2	9.3	9.4	9.3	9.2	3.5	31.3		
7	Bastian Tinney	1Pass	8.7	8.7	8.7	8.8	8.7	5.2	31.3	114.7	
	991398	2Pass	8.9	9.0	9.1	9.0	9.1	4.8	31.9		
		3Pass	6.4	6.4	6.4	6.4	6.5	1.5	20.7		
		4Pass	8.9	8.9	9.1	9.0	9.0	3.9	30.8		
8	Brett Babcock	1Pass	9.4	9.4	9.3	9.2	9.2	6.9	34.8	69.1	
	991321	2Pass	9.5	9.4	9.5	9.3	9.4	6.0	34.3		
		3Pass	0.0	0.0	0.0	0.0	0.0	0.0	0.0		
		4Pass	0.0	0.0	0.0	0.0	0.0	0.0	0.0		
9	Rynhard Peter Rademeyer	1Pass	0.0	0.0	0.0	0.0	0.0	0.0	0.0	62.8	
	991418	2Pass	0.0	0.0	0.0	0.0	0.0	0.0	0.0		
		3Pass	9.4	9.5	9.3	9.4	9.4	3.3	31.5		
		4Pass	9.4	9.5	9.4	9.5	9.3	3.0	31.3		



2010 Indo Pacific Trampoline Tumbling Championships

RESULT FINAL

[DMT 15 - 16 Years Women]



Chair of Judges' Panel

Karen Capel

CAN

Execution		Difficulty									
J1	J2	J3	J4	J5	Diff	Sum	Total				
J1	Lance Henry	NZL	J6	Leigh Oswin	AUS						
J2	Michael Jennings	AUS	J7	Morita Hirofumi	JPN						
J3	Saito Ikuko	JPN	Recorder								
J4	Maree Calder	NZL	Kobayashi Akitomo			JPN					
J5	Iwashita Yuriko	JPN	Sub. Saitoh Tetsuya			JPN					
		J1	J2	J3	J4	J5	Diff	Sum	Total		
1	Leanne Van Rensburg	1Pass	9.5	9.4	9.4	9.4	9.4	3.7	31.9	127.6	
	991371	2Pass	9.5	9.6	9.5	9.5	9.5	3.2	31.7		
		3Pass	9.4	9.4	9.4	9.4	9.3	3.1	31.3		
	Australia	4Pass	9.6	9.6	9.5	9.6	9.6	3.9	32.7		
2	Lynette Upman	1Pass	9.4	9.4	9.3	9.4	9.4	3.7	31.9	126.2	
	991409	2Pass	9.2	9.1	9.3	9.1	9.2	4.4	31.9		
		3Pass	9.0	9.0	9.0	9.0	9.1	3.3	30.3		
	South Africa	4Pass	9.3	9.2	9.2	9.2	9.4	4.4	32.1		
3	Christine Hansen	1Pass	9.4	9.5	9.4	9.4	9.4	3.1	31.3	126.2	
	991410	2Pass	9.3	9.2	9.1	9.1	9.2	4.4	31.9		
		3Pass	9.2	9.2	9.1	9.3	9.3	4.4	32.1		
	South Africa	4Pass	9.2	9.2	9.2	9.1	9.2	3.3	30.9		
4	Rebecca Stacey	1Pass	9.0	9.0	8.9	8.9	8.9	4.8	31.6	125.5	
	991356	2Pass	8.8	8.8	8.8	8.8	8.8	4.8	31.2		
		3Pass	9.5	9.3	9.5	9.4	9.4	3.0	31.3		
	Australia	4Pass	9.5	9.6	9.6	9.5	9.7	2.7	31.4		
5	Shannon Comeault	1Pass	9.1	9.1	9.1	9.1	9.0	3.6	30.9	125.3	
	991308	2Pass	9.0	9.0	9.0	9.0	9.2	4.4	31.4		
		3Pass	9.6	9.6	9.6	9.6	9.5	3.0	31.8		
	Canada	4Pass	9.3	9.3	9.3	9.4	9.3	3.3	31.2		
6	Hitomi Tomita	1Pass	9.6	9.7	9.5	9.5	9.4	3.0	31.6	124.8	
	652345	2Pass	9.5	9.5	9.6	9.4	9.4	3.4	31.8		
		3Pass	9.2	9.2	9.2	9.4	9.3	3.7	31.4		
	Japan	4Pass	9.0	9.1	9.2	9.1	9.1	2.7	30.0		
7	Alexandra Phillips-T	1Pass	9.5	9.4	9.4	9.4	9.4	3.6	31.8	124.4	
	991306	2Pass	9.2	9.2	9.1	9.2	9.1	3.4	30.9		
		3Pass	9.5	9.4	9.4	9.4	9.4	3.2	31.4		
	Canada	4Pass	8.9	9.0	8.9	9.1	9.1	3.3	30.3		
8	Chene Bester	1Pass	9.6	9.7	9.6	9.6	9.6	3.0	31.8	123.9	
	991408	2Pass	9.2	9.3	9.1	9.2	9.3	3.7	31.4		
		3Pass	9.3	9.4	9.4	9.3	9.4	1.8	29.9		
	South Africa	4Pass	9.3	9.4	9.4	9.3	9.4	2.7	30.8		
9	Amanda Huygens	1Pass	9.0	8.9	8.9	9.0	9.1	3.7	30.6	123.2	
	991305	2Pass	9.0	9.2	9.2	9.0	9.2	3.6	31.0		
		3Pass	9.4	9.3	9.3	9.3	9.3	3.0	30.9		
	Canada	4Pass	9.1	9.5	9.3	9.3	9.4	2.7	30.7		
10	Emily O'Connor	1Pass	9.4	9.3	9.3	9.4	9.3	4.8	32.8	98.4	
	991346	2Pass	9.5	9.4	9.4	9.4	9.4	4.8	33.0		
		3Pass	9.3	9.2	9.2	9.4	9.3	4.8	32.6		
	Australia	4Pass	0.0	0.0	0.0	0.0	0.0	0.0	0.0		



2010 Indo Pacific Trampoline Tumbling Championships

RESULT FINAL



【DMT 17+ Years Men】

Chair of Judges' Panel

June Booth

CAN

Execution

J1	Karen Capel	CAN
J2	Michael Jennings	AUS
J3	Saito Ikuko	JPN
J4	Maree Calder	NZL
J5	Iwashita Yuriko	JPN

Difficulty

J6	Leigh Oswin	AUS
J7	Vicki Humphreys	NZL

Recorder

	Kobayashi Akitomo	JPN
	Sub. Saitoh Tetsuya	JPN

			J1	J2	J3	J4	J5	Diff	Sum	Total	
1		Justin Kalan Canada	1Pass	9.1	9.3	9.2	9.2	9.3	6.8	34.5	135.3
			2Pass	9.2	9.0	9.1	9.1	9.2	6.4	33.8	
			3Pass	8.9	8.8	8.8	8.8	8.9	6.0	32.5	
			4Pass	9.3	9.2	9.3	9.2	9.2	6.8	34.5	
2		Kaleb Collins Australia	1Pass	9.5	9.6	9.6	9.5	9.5	4.8	33.4	131.1
			2Pass	9.2	9.2	9.3	9.1	9.2	5.6	33.2	
			3Pass	9.4	9.5	9.3	9.4	9.4	4.8	33.0	
			4Pass	9.5	9.4	9.5	9.5	9.5	3.0	31.5	
3		Shaun Swadling Australia	1Pass	9.1	9.1	9.0	9.1	9.3	5.6	32.9	130.5
			2Pass	9.1	9.0	9.0	9.0	9.1	5.6	32.7	
			3Pass	9.3	9.3	9.2	9.2	9.4	5.2	33.0	
			4Pass	8.9	8.9	8.8	9.0	8.9	5.2	31.9	
4		Hugh Ross Australia	1Pass	9.0	8.9	8.9	8.8	8.9	6.4	33.1	129.1
			2Pass	9.2	9.3	9.3	9.2	9.4	5.6	33.4	
			3Pass	8.1	8.2	8.3	8.4	8.4	5.6	30.5	
			4Pass	8.9	8.9	9.0	9.0	9.0	5.2	32.1	
5		Matthew Gifkins Australia	1Pass	9.0	9.2	8.9	9.0	9.1	4.4	31.5	95.6
			2Pass	8.9	9.0	8.9	9.0	9.0	5.6	32.5	
			3Pass	9.0	9.0	8.9	8.8	8.9	4.8	31.6	
			4Pass	0.0	0.0	0.0	0.0	0.0	0.0	0.0	
6		Matthew Warner Australia	1Pass	9.1	8.9	8.9	9.1	9.0	6.0	33.0	95.4
			2Pass	0.0	0.0	0.0	0.0	0.0	0.0	0.0	
			3Pass	8.5	8.6	8.6	8.6	8.6	5.2	31.0	
			4Pass	9.4	9.4	9.3	9.4	9.3	3.3	31.4	
7		Kyle Clemmer Canada	1Pass	8.9	8.8	8.7	9.0	9.0	7.6	34.3	93.1
			2Pass	9.3	9.5	9.3	9.4	9.5	6.8	35.0	
			3Pass	6.8	6.8	6.7	6.7	6.7	3.6	23.8	
			4Pass	0.0	0.0	0.0	0.0	0.0	0.0	0.0	
8		Philip Henry New Zealand	1Pass	9.3	9.4	9.1	9.2	9.3	6.4	34.2	67.8
			2Pass	9.2	9.2	9.3	9.1	9.2	6.0	33.6	
			3Pass	0.0	0.0	0.0	0.0	0.0	0.0	0.0	
			4Pass	0.0	0.0	0.0	0.0	0.0	0.0	0.0	



2010 Indo Pacific Trampoline Tumbling Championships

RESULT FINAL

【DMT 17+ Years Women】



Chair of Judges' Panel

June Booth

CAN

Execution		Difficulty									
J1	J2	J3	J4	J5	Diff	Sum	Total				
J1	Karen Capel	CAN	J6	Leigh Oswin	AUS						
J2	Michael Jennings	AUS	J7	Vicki Humphreys	NZL						
J3	Saito Ikuko	JPN	Recorder								
J4	Maree Calder	NZL	Kobayashi Akitomo		JPN						
J5	Iwashita Yuriko	JPN	Sub. Saitoh Tetsuya		JPN						
				J1	J2	J3	J4	J5	Diff	Sum	Total
1	Chelsea Nerpio	Canada	1Pass	8.8	8.7	8.6	8.8	8.9	6.0	32.3	130.0
			2Pass	9.2	9.2	9.1	9.2	9.2	5.6	33.2	
			3Pass	8.7	8.5	8.7	8.8	8.8	6.0	32.2	
			4Pass	8.8	8.9	8.9	8.9	8.9	5.6	32.3	
2	Josie Te Rata	New Zealand	1Pass	9.4	9.3	9.2	9.4	9.4	4.8	32.9	128.5
			2Pass	9.3	9.1	9.2	9.3	9.3	4.8	32.6	
			3Pass	9.2	9.2	9.2	9.2	9.3	4.4	32.0	
			4Pass	9.3	9.2	9.3	9.3	9.3	3.1	31.0	
3	Jordyn McLean	New Zealand	1Pass	9.3	9.4	9.2	9.4	9.4	4.8	32.9	128.5
			2Pass	9.4	9.3	9.2	9.2	9.3	4.8	32.6	
			3Pass	9.3	9.3	9.2	9.4	9.4	4.8	32.8	
			4Pass	9.0	9.0	8.9	8.9	9.0	3.3	30.2	
4	Patricia Dwyer	New Zealand	1Pass	8.8	8.8	8.7	8.8	9.1	5.2	31.6	127.3
			2Pass	9.1	9.0	9.0	9.0	9.3	5.2	32.3	
			3Pass	9.2	9.2	9.2	9.4	9.4	4.4	32.2	
			4Pass	8.9	8.9	8.9	9.0	9.0	4.4	31.2	
5	Brie Yep	Canada	1Pass	9.2	9.2	9.1	9.1	9.3	4.4	31.9	124.9
			2Pass	9.1	9.0	9.0	9.2	9.1	3.7	30.9	
			3Pass	8.9	8.9	9.0	9.1	9.0	3.5	30.4	
			4Pass	9.3	9.2	9.4	9.4	9.4	3.6	31.7	
6	Brittany Falconer	Canada	1Pass	8.9	8.8	9.0	8.9	9.0	3.5	30.3	124.4
			2Pass	9.5	9.6	9.5	9.4	9.6	4.3	32.9	
			3Pass	8.9	8.9	8.9	8.8	8.9	3.6	30.3	
			4Pass	9.1	9.2	8.9	9.2	9.2	3.4	30.9	
7	Jennifer Allison	Australia	1Pass	8.6	8.6	8.7	8.8	8.9	4.4	30.5	122.7
			2Pass	9.1	9.3	9.2	9.3	9.3	3.4	31.2	
			3Pass	9.0	9.1	9.1	9.1	9.4	3.1	30.4	
			4Pass	9.0	9.0	9.1	8.9	9.2	3.5	30.6	
8	Haylee Wellard	Australia	1Pass	9.2	9.1	9.0	9.2	9.2	4.8	32.3	122.2
			2Pass	8.7	8.8	8.8	8.8	8.8	4.4	30.8	
			3Pass	9.0	9.0	9.0	9.2	9.3	3.9	31.1	
			4Pass	8.5	8.6	8.9	8.7	8.9	1.8	28.0	
9	Katelyn Reyne	Australia	1Pass	8.9	8.7	8.7	9.0	9.0	4.8	31.4	121.3
			2Pass	8.9	8.9	8.9	8.9	9.0	4.4	31.1	
			3Pass	9.0	9.0	9.1	9.2	9.0	3.3	30.4	
			4Pass	8.5	8.5	8.4	8.4	8.4	3.1	28.4	
10	Chika Uchiyama	Japan	1Pass	9.0	9.2	9.1	9.0	9.2	1.7	29.0	118.5
			2Pass	9.0	9.2	9.0	9.0	9.1	3.0	30.1	
			3Pass	9.3	9.4	9.3	9.3	9.3	1.6	29.5	
			4Pass	9.5	9.6	9.5	9.5	9.6	1.3	29.9	



2010 Indo Pacific Trampoline Tumbling Championships

RESULT FINAL 【DMT Open Men】



Chair of Judges' Panel

June Booth

CAN

Execution

J1	Karen Capel	CAN
J2	Michael Jennings	AUS
J3	Saito Ikuko	JPN
J4	Maree Calder	NZL
J5	Iwashita Yuriko	JPN

Difficulty

J6	Leigh Oswin	AUS
J7	Vicki Humphreys	NZL

Recorder

	Kobayashi Akitomo	JPN
	Sub. Saitoh Tetsuya	JPN

			J1	J2	J3	J4	J5	Diff	Sum	Total	
1		Jack Penny	1Pass	9.2	9.2	9.1	9.2	9.2	7.6	35.2	139.9
			2Pass	9.1	9.2	9.0	9.2	9.1	8.0	35.4	
			3Pass	9.0	9.0	8.8	9.1	9.0	7.6	34.6	
			4Pass	9.2	9.4	9.3	9.3	9.3	6.8	34.7	
2		Damian Ryan	1Pass	9.4	9.5	9.3	9.5	9.5	7.2	35.6	137.9
			2Pass	9.5	9.4	9.3	9.5	9.4	6.8	35.1	
			3Pass	9.4	9.5	9.2	9.3	9.4	7.6	35.7	
			4Pass	8.2	8.4	8.1	8.3	8.2	6.8	31.5	
3		Ty Swadling	1Pass	9.7	9.6	9.6	9.5	9.8	8.0	36.9	131.7
			2Pass	9.1	9.0	9.0	9.1	9.2	7.6	34.8	
			3Pass	9.4	9.3	9.2	9.4	9.4	7.6	35.7	
			4Pass	6.8	6.7	6.8	6.7	6.8	4.0	24.3	
4		Jarrod Spear	1Pass	9.1	9.2	9.1	9.2	9.3	6.0	33.5	130.3
			2Pass	8.7	8.9	9.0	9.0	8.9	6.8	33.6	
			3Pass	8.9	8.9	9.0	9.2	9.3	3.7	30.8	
			4Pass	8.8	8.8	8.8	8.8	8.9	6.0	32.4	
5		Lucky Radebe	1Pass	9.5	9.5	9.4	9.4	9.7	7.6	36.0	130.3
			2Pass	9.0	9.0	9.1	9.1	9.1	7.7	34.9	
			3Pass	9.2	9.4	9.4	9.3	9.4	8.0	36.1	
			4Pass	6.8	6.9	6.8	6.8	6.9	2.8	23.3	
6		Masayuki Kato	1Pass	9.2	9.2	9.2	9.1	9.3	3.0	30.6	119.9
			2Pass	9.1	9.4	9.2	9.1	9.2	2.7	30.2	
			3Pass	9.0	8.9	9.1	8.9	9.0	3.3	30.2	
			4Pass	8.6	8.6	8.7	8.6	8.5	3.1	28.9	
7		Kota Kuroki	1Pass	8.9	8.7	8.9	8.8	9.0	3.7	30.3	111.3
			2Pass	8.8	8.6	8.9	8.8	9.0	4.4	30.9	
			3Pass	6.7	6.8	6.8	6.7	6.8	0.7	21.0	
			4Pass	9.2	9.5	9.2	9.3	9.3	1.3	29.1	
8		Adriaan van der Spuy	1Pass	9.0	9.2	9.1	9.1	9.2	6.0	33.4	111.0
			2Pass	6.8	6.8	6.8	6.7	6.8	2.8	23.2	
			3Pass	9.1	8.9	8.7	9.0	8.9	4.8	31.6	
			4Pass	6.7	6.6	6.7	6.6	6.7	2.8	22.8	
9		Katsuyuki Muroi	1Pass	9.0	9.2	9.2	9.2	9.3	3.1	30.7	110.0
			2Pass	8.6	8.8	8.8	8.8	8.8	3.0	29.4	
			3Pass	8.9	8.8	9.0	8.9	9.1	3.8	30.6	
			4Pass	6.2	6.2	6.3	6.3	6.3	0.5	19.3	
		Kierran Tuhi	1Pass	6.7	6.7	6.8	6.8	6.8	2.8	23.1	46.9
			2Pass	6.7	6.8	6.7	6.7	6.8	3.6	23.8	
			3Pass	0.0	0.0	0.0	0.0	0.0	0.0	0.0	
			4Pass	0.0	0.0	0.0	0.0	0.0	0.0	0.0	



2010 Indo Pacific Trampoline Tumbling Championships

RESULT FINAL 【DMT Open Women】



Chair of Judges' Panel

June Booth

CAN

Execution

J1	Karen Capel	CAN
J2	Michael Jennings	AUS
J3	Saito Ikuko	JPN
J4	Maree Calder	NZL
J5	Iwashita Yuriko	JPN

Difficulty

J6	Leigh Oswin	AUS
J7	Vicki Humphreys	NZL

Recorder

	Kobayashi Akitomo	JPN
	Sub. Saitoh Tetsuya	JPN

J1 J2 J3 J4 J5 Diff Sum Total

1		Christine Jenkins	Australia	1Pass	8.9	9.0	8.9	9.0	9.0	5.6	32.5	133.3
				2Pass	9.5	9.4	9.3	9.5	9.4	5.6	33.9	
				3Pass	9.3	9.5	9.3	9.2	9.4	5.6	33.6	
				4Pass	9.3	9.3	9.4	9.4	9.5	5.2	33.3	
2		Erika Matsuo	Japan	1Pass	9.5	9.3	9.4	9.4	9.4	3.4	31.6	125.0
				2Pass	9.4	9.5	9.4	9.4	9.4	3.3	31.5	
				3Pass	9.1	9.2	9.2	9.3	9.2	3.8	31.4	
				4Pass	8.8	8.7	8.9	8.7	9.0	4.1	30.5	
3		Jessie Tulett	Australia	1Pass	9.1	9.0	9.2	9.2	9.2	4.8	32.3	123.9
				2Pass	9.4	9.4	9.4	9.4	9.4	3.1	31.3	
				3Pass	8.7	8.8	8.8	8.9	9.0	4.8	31.3	
				4Pass	8.2	8.2	8.1	8.2	8.2	4.4	29.0	
4		Kelsie Henry	Australia	1Pass	8.9	8.9	8.7	8.8	9.0	5.6	32.2	119.3
				2Pass	6.6	6.6	6.6	6.7	6.7	2.4	22.3	
				3Pass	9.6	9.5	9.4	9.5	9.4	4.8	33.2	
				4Pass	9.1	8.9	8.9	9.0	8.9	4.8	31.6	



2010 Indo Pacific Trampoline Tumbling Championships

RESULT QUALIFICATION

【DMT Open Men】



Chair of Judges' Panel

June Booth

CAN

Execution

J1 Karen Capel CAN
J2 Michael Jennings AUS
J3 Saito Ikuko JPN
J4 Maree Calder NZL
J5 Iwashita Yuriko JPN

Difficulty

J6 Leigh Oswin AUS
J7 Vicki Humphreys NZL

Recorder

Kobayashi Akitomo JPN
 Sub. Saitoh Tetsuya JPN

Rank	Name	Country		J1	J2	J3	J4	J5	Diff	Pen.	Sum	Total
1	Ty Swadling	Australia	1Pass	9.7000	9.6000	9.6000	9.5000	9.8000	8.00		36.900	71.700
			2Pass	9.1000	9.0000	9.0000	9.1000	9.2000	7.60		34.800	
2	Lucky Radebe	South Africa	1Pass	9.5000	9.5000	9.4000	9.4000	9.7000	7.60		36.000	70.900
			2Pass	9.0000	9.0000	9.1000	9.1000	9.1000	7.70		34.900	
3	Damian Ryan	Australia	1Pass	9.4000	9.5000	9.3000	9.5000	9.5000	7.20		35.600	70.700
			2Pass	9.5000	9.4000	9.3000	9.5000	9.4000	6.80		35.100	
4	Jack Penny	Australia	1Pass	9.2000	9.2000	9.1000	9.2000	9.2000	7.60		35.200	70.600
			2Pass	9.1000	9.2000	9.0000	9.2000	9.1000	8.00		35.400	
5	Jarrod Spear	Australia	1Pass	9.1000	9.2000	9.1000	9.2000	9.3000	6.00		33.500	67.100
			2Pass	8.7000	8.9000	9.0000	9.0000	8.9000	6.80		33.600	
6	Kota Kuroki	Japan	1Pass	8.9000	8.7000	8.9000	8.8000	9.0000	3.70		30.300	61.200
			2Pass	8.8000	8.6000	8.9000	8.8000	9.0000	4.40		30.900	
7	Masayuki Kato	Japan	1Pass	9.2000	9.2000	9.2000	9.1000	9.3000	3.00		30.600	60.800
			2Pass	9.1000	9.4000	9.2000	9.1000	9.2000	2.70		30.200	
8	Katsuyuki Muroi	Japan	1Pass	9.0000	9.2000	9.2000	9.2000	9.3000	3.10		30.700	60.100
			2Pass	8.6000	8.8000	8.8000	8.8000	8.8000	3.00		29.400	
9	Adriaan van der Spuy	South Africa	1Pass	9.0000	9.2000	9.1000	9.1000	9.2000	6.00		33.400	56.600
			2Pass	6.8000	6.8000	6.8000	6.7000	6.8000	2.80		23.200	
10	Kierran Tuhi	New Zealand	1Pass	6.7000	6.7000	6.8000	6.8000	6.8000	2.80		23.100	46.900
			2Pass	6.7000	6.8000	6.7000	6.7000	6.8000	3.60		23.800	



2010 Indo Pacific Trampoline Tumbling Championships

RESULT QUALIFICATION



【 D M T Open Women】

Chair of Judges' Panel June Booth CAN

Execution





J1 Karen Capel CAN
J2 Michael Jennings AUS
J3 Saito Ikuko JPN
J4 Maree Calder NZL
J5 Iwashita Yuriko JPN

Difficulty

J6 Leigh Oswin AUS
J7 Vicki Humphreys NZL

Recorder

Kobayashi Akitomo JPN
 Sub. Saitoh Tetsuya JPN

Rank	Name	Country		J1	J2	J3	J4	J5	Diff	Pen.	Sum	Total
1	 Christine Jenkins	Australia	1Pass	8.9000	9.0000	8.9000	9.0000	9.0000	5.60		32.500	66.400
			2Pass	9.5000	9.4000	9.3000	9.5000	9.4000	5.60		33.900	
2	 Jessie Tulett	Australia	1Pass	9.1000	9.0000	9.2000	9.2000	9.2000	4.80		32.300	63.600
			2Pass	9.4000	9.4000	9.4000	9.4000	9.4000	3.10		31.300	
3	 Erika Matsuo	Japan	1Pass	9.5000	9.3000	9.4000	9.4000	9.4000	3.40		31.600	63.100
			2Pass	9.4000	9.5000	9.4000	9.4000	9.4000	3.30		31.500	
4	 Kelsie Henry	Australia	1Pass	8.9000	8.9000	8.7000	8.8000	9.0000	5.60		32.200	54.500
			2Pass	6.6000	6.6000	6.6000	6.7000	6.7000	2.40		22.300	



2010 Indo Pacific Trampoline Tumbling Championships

RESULT QUALIFICATION



[D M T 10 - 12 Years Men]

Chair of Judges' Panel Karen Capel CAN

Execution











J1 Lcae Henry NZL
J2 Michael Jennings AUS
J3 Saito Ikuko JPN
J4 Helen Van Der Walt RSA
J5 Iwashita Yuriko JPN

Difficulty

J6 Leigh Oswin AUS
J7 Daphne Stringer NZL

Recorder

Kobayashi Akitomo JPN
 Sub. Saitoh Tetsuya JPN

Rank	Name	Country	J1	J2	J3	J4	J5	Diff	Pen.	Sum	Total
1	 Jared Archer	Australia	1Pass 9.4000 2Pass 9.4000	9.5000 9.3000	9.5000 9.3000	9.5000 9.3000	9.4000 9.3000	3.40 4.40		31.800 32.300	64.100
2	 Ben Blais	Canada	1Pass 8.9000 2Pass 9.2000	8.9000 9.4000	8.9000 9.3000	8.9000 9.1000	8.9000 9.2000	4.40 3.60		31.100 31.300	62.400
3	 Lachie Smith	New Zealand	1Pass 9.3000 2Pass 9.1000	9.2000 8.9000	9.1000 8.9000	9.1000 8.9000	9.0000 9.0000	3.40 3.30		30.800 30.100	60.900
4	 Takuma Fukudome	Japan	1Pass 9.6000 2Pass 9.5000	9.6000 9.6000	9.5000 9.6000	9.5000 9.4000	9.6000 9.5000	1.30 1.80		30.000 30.400	60.400
5	 Kazuki Kiryu	Japan	1Pass 9.5000 2Pass 9.6000	9.4000 9.5000	9.4000 9.5000	9.5000 9.4000	9.4000 9.5000	1.80 1.60		30.100 30.100	60.200
6	 Ryo Inoue	Japan	1Pass 9.2000 2Pass 8.9000	9.1000 8.9000	9.2000 9.0000	9.1000 8.8000	9.2000 8.8000	3.00 2.70		30.500 29.300	59.800
7	 Ruben Bester	South Africa	1Pass 9.5000 2Pass 8.9000	9.4000 8.9000	9.3000 8.8000	9.4000 8.9000	9.4000 8.9000	1.60 1.60		29.800 28.300	58.100
8	 William Thomas Wait	South Africa	1Pass 9.1000 2Pass 8.7000	9.1000 8.7000	9.1000 8.8000	9.0000 8.6000	9.0000 8.6000	2.10 2.10		29.300 28.100	57.400
9	 Masaya Sugawara	Japan	1Pass 9.3000 2Pass 8.5000	9.3000 8.5000	9.4000 8.6000	9.3000 8.6000	9.3000 8.6000	1.80 1.60		29.700 27.300	57.000
10	 Yuki Honda	Japan	1Pass 6.6000 2Pass 9.1000	6.7000 9.0000	6.6000 9.1000	6.7000 9.1000	6.6000 9.1000	0.70 2.40		20.600 29.700	50.300



2010 Indo Pacific Trampoline Tumbling Championships

RESULT QUALIFICATION



【DMT 10 - 12 Years Women】

Chair of Judges' Panel Karen Capel CAN

Execution

J1 Lace Henry NZL
 J2 Michael Jennings AUS
 J3 Saito Ikuko JPN
 J4 Helen Van Der Walt RSA
 J5 Iwashita Yuriko JPN

Difficulty

J6 Leigh Oswin AUS
 J7 Daphne Stringer NZL

Recorder

Kobayashi Akitomo JPN
 Sub. Saitoh Tetsuya JPN

Rank	Name	Country	J1	J2	J3	J4	J5	Diff	Pen.	Sum	Total
1	Ngareta Wicksteed	New Zealand	1Pass 9.5000 2Pass 9.4000	9.6000 9.4000	9.5000 9.3000	9.4000 9.3000	9.5000 9.4000	2.70 2.70		31.200 30.800	62.000
2	Alexa Kennedy	New Zealand	1Pass 9.3000 2Pass 9.4000	9.1000 9.4000	9.0000 9.4000	9.1000 9.4000	9.2000 9.4000	3.30 3.00		30.700 31.200	61.900
3	Calista Theron	Australia	1Pass 9.1000 2Pass 9.3000	9.2000 9.4000	9.2000 9.5000	9.1000 9.2000	9.1000 9.3000	3.00 2.50		30.400 30.500	60.900
4	Michaela Mentz	South Africa	1Pass 9.2000 2Pass 9.4000	9.3000 9.3000	9.2000 9.3000	9.3000 9.4000	9.3000 9.2000	2.70 1.80		30.500 29.800	60.300
5	Risa Kiryu	Japan	1Pass 9.4000 2Pass 8.8000	9.4000 8.7000	9.3000 8.9000	9.4000 9.0000	9.3000 8.8000	3.00 2.70		31.100 29.200	60.300
6	Rana Matsumoto	Japan	1Pass 9.6000 2Pass 9.2000	9.6000 9.2000	9.6000 9.1000	9.6000 9.1000	9.6000 9.1000	1.70 2.20		30.500 29.600	60.100
7	Lizzie Stevenson	New Zealand	1Pass 9.4000 2Pass 8.5000	9.6000 8.5000	9.5000 8.7000	9.4000 8.5000	9.5000 8.6000	2.70 2.70		31.100 28.300	59.400
8	Miki Sakurai	Japan	1Pass 9.6000 2Pass 9.0000	9.5000 9.0000	9.5000 9.1000	9.4000 9.0000	9.5000 9.0000	1.70 1.30		30.200 28.300	58.500
9	Erimo Okada	Japan	1Pass 9.6000 2Pass 9.5000	9.8000 9.5000	9.5000 9.4000	9.6000 9.3000	9.6000 9.2000	0.70 0.70		29.500 28.900	58.400
10	Hana Narita	Japan	1Pass 9.3000 2Pass 9.3000	9.4000 9.2000	9.3000 9.3000	9.4000 9.3000	9.3000 9.3000	1.20 1.20		29.200 29.100	58.300
11	Yukino Miura	Japan	1Pass 8.9000 2Pass 9.4000	9.0000 9.6000	9.1000 9.4000	8.9000 9.4000	9.0000 9.4000	1.70 1.30		28.600 29.500	58.100
12	Kelly Schoeman	South Africa	1Pass 9.3000 2Pass 8.9000	9.5000 8.9000	9.3000 8.9000	9.2000 8.8000	9.4000 8.9000	1.80 1.60		29.800 28.300	58.100
13	Asuka Nakano	Japan	1Pass 9.2000 2Pass 9.6000	8.9000 9.4000	9.1000 9.4000	9.1000 9.4000	9.1000 9.4000	1.30 1.20		28.600 29.400	58.000
14	Chisato Hashimoto	Japan	1Pass 9.3000 2Pass 9.3000	9.3000 9.3000	9.4000 9.4000	9.2000 9.3000	9.3000 9.4000	0.70 1.20		28.600 29.200	57.800
15	Yukina Tsuboi	Japan	1Pass 9.5000 2Pass 9.2000	9.4000 9.2000	9.5000 9.2000	9.5000 9.0000	9.5000 9.0000	0.60 0.70		29.100 28.100	57.200
16	Honami Takahashi	Japan	1Pass 9.0000 2Pass 9.3000	8.9000 9.3000	9.0000 9.3000	9.1000 9.3000	8.8000 9.3000	0.70 1.20		27.600 29.100	56.700
17	Miku Shimatsu	Japan	1Pass 8.7000 2Pass 9.2000	8.4000 9.3000	8.7000 9.4000	8.8000 9.4000	8.6000 9.3000	1.10 0.70		27.100 28.700	55.800
18	Hikari Umetsu	Japan	1Pass 8.9000 2Pass 8.3000	8.9000 8.2000	8.9000 8.5000	9.0000 8.3000	8.8000 8.3000	1.70 1.50		28.400 26.400	54.800
19	Hayley Rhode	New Zealand	1Pass 6.6000 2Pass 9.0000	6.7000 9.1000	6.6000 9.1000	6.7000 9.1000	6.9000 9.2000	0.90 2.90		20.900 30.200	51.100
20	Olivia Davies	Australia	1Pass 8.6000 2Pass 6.7000	8.7000 6.8000	8.8000 6.8000	8.7000 6.8000	8.9000 6.6000	3.20 0.70		29.400 21.000	50.400



2010 Indo Pacific Trampoline Tumbling Championships

RESULT QUALIFICATION



【DMT 13 - 14 Years Men】

Chair of Judges' Panel Karen Capel CAN

Execution
















J1 June Booth CAN
J2 Michael Jennings AUS
J3 Saito Ikuko JPN
J4 Maree Calder NZL
J5 Iwashita Yuriko JPN

Difficulty

J6 Leigh Oswin AUS
J7 Vicki Humphreys NZL

Recorder

Kobayashi Akitomo JPN
 Sub. Saitoh Tetsuya JPN

Rank	Name	Country		J1	J2	J3	J4	J5	Diff	Pen.	Sum	Total
1	 Curtis Booth	Australia	1Pass 9.3000 2Pass 9.5000	9.3000	9.1000	9.1000	9.0000	9.1000	5.20 4.80		32.500 33.200	65.700
2	 Oliver McGrath	Australia	1Pass 9.4000 2Pass 9.5000	9.4000	9.4000	9.1000	9.2000	9.2000	4.80 3.30		32.600 31.500	64.100
3	 Aidan Collins	Australia	1Pass 9.0000 2Pass 8.4000	9.0000	9.1000	9.0000	9.0000	9.0000	5.60 5.60		32.600 31.300	63.900
4	 Cameron Quinlan	Canada	1Pass 9.5000 2Pass 9.2000	9.5000	9.4000	9.4000	9.3000	9.4000	3.60 4.30		31.800 31.700	63.500
5	 Chezwin Timm	South Africa	1Pass 9.4000 2Pass 8.9000	9.4000	9.4000	9.3000	9.3000	9.3000	3.70 5.20		31.700 31.700	63.400
6	 Zander Biewenga	South Africa	1Pass 9.4000 2Pass 9.3000	9.4000	9.3000	9.4000	9.4000	9.5000	3.10 3.70		31.300 31.300	62.600
7	 Hugh McConnell	Australia	1Pass 8.9000 2Pass 8.9000	8.9000	9.0000	9.0000	9.0000	9.1000	3.70 4.40		30.700 31.700	62.400
8	 Sean Pearce	New Zealand	1Pass 9.1000 2Pass 8.9000	9.1000	9.1000	9.1000	9.1000	9.1000	3.30 4.40		30.600 31.000	61.600
9	 Tomonari Kikuchi	Japan	1Pass 9.6000 2Pass 9.4000	9.6000	9.7000	9.5000	9.6000	9.5000	1.80 2.70		30.500 30.800	61.300
10	 Nelson McCallum	New Zealand	1Pass 9.0000 2Pass 8.8000	9.0000	8.8000	8.9000	8.9000	8.9000	3.60 4.40		30.300 30.800	61.100
11	 Kei Shibao	Japan	1Pass 9.1000 2Pass 9.2000	9.1000	9.0000	9.2000	9.2000	9.1000	3.30 3.00		30.700 30.100	60.800
12	 Masami Sugawara	Japan	1Pass 9.5000 2Pass 9.0000	9.5000	9.2000	9.4000	9.3000	9.3000	1.80 3.00		29.800 29.800	59.600
13	 Riku Yoshizawa	Japan	1Pass 9.1000 2Pass 9.3000	9.1000	9.1000	9.2000	9.1000	9.2000	1.30 1.70		28.700 29.400	58.100
14	 Shunya Koike	Japan	1Pass 9.4000 2Pass 9.1000	9.4000	9.3000	9.3000	9.1000	9.2000	1.20 1.30		29.000 28.100	57.100
15	 Syodai Hirai	Japan	1Pass 0.0000 2Pass 9.4000	0.0000	0.0000	0.0000	0.0000	0.0000	0.00 2.20		0.000 30.400	30.400



2010 Indo Pacific Trampoline Tumbling Championships

RESULT QUALIFICATION



【DMT 13 - 14 Years Women】

Chair of Judges' Panel Karen Capel CAN

Execution			Difficulty		
J1 June Booth	CAN		J6 Leigh Oswin	AUS	
J2 Michael Jennings	AUS		J7 Vicki Humphreys	NZL	
J3 Saito Ikuko	JPN		Recorder		
J4 Maree Calder	NZL		Kobayashi Akitomo	JPN	
J5 Iwashita Yuriko	JPN		Sub. Saitoh Tetsuya	JPN	

Rank	Name	Country	J1	J2	J3	J4	J5	Diff	Pen.	Sum	Total
1	Alexa McPhee	Canada	1Pass 9.4000 2Pass 9.3000	9.5000 9.3000	9.3000 9.2000	9.5000 9.3000	9.5000 9.3000	3.70 3.60		32.100 31.500	63.600
2	Braida Thomas	Australia	1Pass 9.6000 2Pass 9.4000	9.5000 9.4000	9.5000 9.3000	9.4000 9.3000	9.6000 9.5000	3.10 3.20		31.700 31.300	63.000
3	Olivia Morris	Australia	1Pass 8.9000 2Pass 9.1000	8.8000 8.9000	8.8000 9.0000	8.8000 9.0000	8.9000 9.2000	4.40 4.40		30.900 31.500	62.400
4	Risa Kawaguchi	Japan	1Pass 9.1000 2Pass 9.6000	8.9000 9.5000	9.1000 9.3000	9.0000 9.4000	9.1000 9.4000	3.00 3.30		30.200 31.600	61.800
5	Kililipi O'Donoghue-	Australia	1Pass 9.1000 2Pass 9.2000	9.2000 9.3000	9.1000 9.2000	9.2000 9.3000	9.2000 9.2000	3.30 3.30		30.800 31.000	61.800
6	Tatum Sawa	Canada	1Pass 9.5000 2Pass 9.2000	9.4000 9.1000	9.4000 8.9000	9.4000 9.1000	9.4000 9.1000	3.30 3.00		31.500 30.300	61.800
7	Candice Van Rooyen	South Africa	1Pass 9.1000 2Pass 9.1000	9.0000 9.0000	9.0000 8.9000	9.0000 8.8000	9.0000 9.0000	3.30 3.10		30.300 30.000	60.300
8	Sae Kobayashi	Japan	1Pass 9.4000 2Pass 9.1000	9.3000 9.0000	9.3000 9.0000	9.3000 9.1000	9.3000 9.1000	2.90 2.20		30.800 29.400	60.200
9	Aoi Hashinokuchi	Japan	1Pass 9.0000 2Pass 9.4000	9.0000 9.3000	9.0000 9.4000	9.1000 9.2000	9.2000 9.5000	2.70 1.70		29.800 29.800	59.600
10	Kaede Suzuki	Japan	1Pass 8.9000 2Pass 9.2000	9.0000 9.2000	9.0000 9.1000	8.9000 9.1000	9.0000 9.1000	1.80 2.90		28.700 30.300	59.000
11	Kana Endo	Japan	1Pass 9.4000 2Pass 9.6000	9.2000 9.4000	9.1000 9.4000	9.1000 9.5000	9.2000 9.5000	1.80 1.30		29.300 29.700	59.000
12	Chifumi Hashimoto	Japan	1Pass 9.4000 2Pass 9.4000	9.3000 9.3000	9.2000 9.2000	9.1000 9.1000	9.3000 9.3000	1.20 1.30		29.000 29.100	58.100
13	Akane Okada	Japan	1Pass 9.5000 2Pass 9.6000	9.5000 9.4000	9.4000 9.3000	9.3000 9.4000	9.4000 9.4000	0.70 0.70		29.000 28.900	57.900
14	Moe Goto	Japan	1Pass 9.3000 2Pass 9.1000	9.3000 9.0000	9.1000 9.1000	9.0000 8.9000	9.1000 9.0000	1.70 1.30		29.200 28.400	57.600
15	Ayano Takahashi	Japan	1Pass 9.1000 2Pass 8.9000	9.2000 8.9000	9.2000 9.1000	9.1000 9.0000	9.3000 9.0000	1.20 1.30		28.700 28.200	56.900
16	Nanaka Izumi	Japan	1Pass 8.8000 2Pass 8.9000	8.8000 8.9000	8.8000 8.9000	8.8000 8.9000	8.8000 9.0000	1.20 1.30		27.600 28.000	55.600
17	Chisato Saito	Japan	1Pass 9.1000 2Pass 8.2000	8.8000 8.3000	8.9000 8.4000	9.1000 8.2000	9.0000 8.3000	1.30 1.30		28.300 26.100	54.400
18	Mai Hichiwa	Japan	1Pass 9.0000 2Pass 6.3000	9.0000 6.3000	9.0000 6.2000	9.0000 6.3000	9.1000 6.3000	3.00 0.50		30.000 19.400	49.400
	Kieran Wheatley	Canada	1Pass 0.0000 2Pass 0.0000	0.0000 0.0000	0.0000 0.0000	0.0000 0.0000	0.0000 0.0000	0.00 0.00		0.000 0.000	0.000
	Donique Blignaut	South Africa	1Pass 0.0000 2Pass 0.0000	0.0000 0.0000	0.0000 0.0000	0.0000 0.0000	0.0000 0.0000	0.00 0.00		0.000 0.000	0.000



2010 Indo Pacific Trampoline Tumbling Championships

RESULT QUALIFICATION



【DMT 15 - 16 Years Men】

Chair of Judges' Panel Karen Capel CAN

Execution

J1 Lance Henry NZL
 J2 Michael Jennings AUS
 J3 Saito Ikuko JPN
 J4 Maree Calder NZL
 J5 Iwashita Yuriko JPN

Difficulty

J6 Leigh Oswin AUS
 J7 Morita Hirofumi JPN

Recorder

Kobayashi Akitomo JPN
 Sub. Saitoh Tetsuya JPN

Rank	Name	Country	J1	J2	J3	J4	J5	Diff	Pen.	Sum	Total
1	Brett Babcock	Canada	1Pass 9.4000 2Pass 9.5000	9.4000 9.4000	9.3000 9.5000	9.2000 9.3000	9.2000 9.4000	6.90 6.00		34.800 34.300	69.100
2	Matthew Weal	Australia	1Pass 9.4000 2Pass 9.6000	9.5000 9.5000	9.5000 9.5000	9.4000 9.5000	9.4000 9.5000	6.00 6.00		34.300 34.500	68.800
3	Matthew Henry	Australia	1Pass 8.6000 2Pass 9.3000	8.5000 9.2000	8.4000 9.1000	8.5000 9.1000	8.5000 9.0000	5.20 5.60		30.700 33.000	63.700
4	Hayden Woodfall	Australia	1Pass 9.2000 2Pass 9.0000	9.1000 8.9000	9.1000 8.9000	9.2000 9.0000	9.1000 8.9000	4.80 4.40		32.200 31.200	63.400
5	Bastian Tinney	Australia	1Pass 8.7000 2Pass 8.9000	8.7000 9.0000	8.7000 9.1000	8.8000 9.0000	8.7000 9.1000	5.20 4.80		31.300 31.900	63.200
6	Luke Seal	Australia	1Pass 9.3000 2Pass 8.6000	9.3000 8.4000	9.2000 8.8000	9.2000 8.7000	9.1000 8.6000	3.70 4.00		31.400 29.900	61.300
7	Oliver Andrew Buchner	South Africa	1Pass 9.1000 2Pass 8.6000	9.2000 8.5000	9.1000 8.6000	9.2000 8.5000	9.0000 8.6000	3.30 4.80		30.700 30.500	61.200
8	Ryoga Aikyo	Japan	1Pass 9.3000 2Pass 8.3000	9.4000 8.3000	9.3000 8.4000	9.2000 8.2000	9.3000 8.3000	3.00 2.70		30.900 27.600	58.500
9	Rynhard Peter Rademeyer	South Africa	1Pass 0.0000 2Pass 0.0000	0.0000 0.0000	0.0000 0.0000	0.0000 0.0000	0.0000 0.0000	0.00 0.00		0.000 0.000	0.000



2010 Indo Pacific Trampoline Tumbling Championships

RESULT QUALIFICATION

【DMT 15 - 16 Years Women】



Chair of Judges' Panel Karen Capel CAN

Execution

J1 Lance Henry NZL
J2 Michael Jennings AUS
J3 Saito Ikuko JPN
J4 Maree Calder NZL
J5 Iwashita Yuriko JPN

Difficulty

J6 Leigh Oswin AUS
J7 Morita Hirofumi JPN
Recorder
 Kobayashi Akitomo JPN
 Sub. Saitoh Tetsuya JPN

Rank	Name	Country	J1	J2	J3	J4	J5	Diff	Pen.	Sum	Total
1	Emily O'Connor	Australia	1Pass 9.4000 2Pass 9.5000	9.3000 9.4000	9.3000 9.4000	9.4000 9.4000	9.3000 9.4000	4.80 4.80		32.800 33.000	65.800
2	Lynette Upman	South Africa	1Pass 9.4000 2Pass 9.2000	9.4000 9.1000	9.3000 9.3000	9.4000 9.1000	9.4000 9.2000	3.70 4.40		31.900 31.900	63.800
3	Leanne Van Rensburg	Australia	1Pass 9.5000 2Pass 9.5000	9.4000 9.6000	9.4000 9.5000	9.4000 9.5000	9.4000 9.5000	3.70 3.20		31.900 31.700	63.600
4	Hitomi Tomita	Japan	1Pass 9.6000 2Pass 9.5000	9.7000 9.5000	9.5000 9.6000	9.5000 9.4000	9.4000 9.4000	3.00 3.40		31.600 31.800	63.400
5	Christine Hansen	South Africa	1Pass 9.4000 2Pass 9.3000	9.5000 9.2000	9.4000 9.1000	9.4000 9.1000	9.4000 9.2000	3.10 4.40		31.300 31.900	63.200
6	Chene Bester	South Africa	1Pass 9.6000 2Pass 9.2000	9.7000 9.3000	9.6000 9.1000	9.6000 9.2000	9.6000 9.3000	3.00 3.70		31.800 31.400	63.200
7	Rebecca Stacey	Australia	1Pass 9.0000 2Pass 8.8000	9.0000 8.8000	8.9000 8.8000	8.9000 8.8000	8.9000 8.8000	4.80 4.80		31.600 31.200	62.800
8	Alexandra Phillips-T	Canada	1Pass 9.5000 2Pass 9.2000	9.4000 9.2000	9.4000 9.1000	9.4000 9.2000	9.4000 9.1000	3.60 3.40		31.800 30.900	62.700
9	Shannon Comeault	Canada	1Pass 9.1000 2Pass 9.0000	9.1000 9.0000	9.1000 9.0000	9.1000 9.0000	9.0000 9.2000	3.60 4.40		30.900 31.400	62.300
10	Amanda Huygens	Canada	1Pass 9.0000 2Pass 9.0000	8.9000 9.2000	8.9000 9.2000	9.0000 9.0000	9.1000 9.2000	3.70 3.60		30.600 31.000	61.600
11	Poppy Quinlan	Canada	1Pass 9.1000 2Pass 8.4000	9.1000 8.4000	9.0000 8.5000	9.1000 8.5000	9.1000 8.5000	4.40 3.90		31.700 29.300	61.000
12	Moeko Takamori	Japan	1Pass 9.5000 2Pass 9.3000	9.6000 9.3000	9.6000 9.3000	9.4000 9.2000	9.4000 9.2000	1.70 1.60		30.200 29.400	59.600
13	Kana Fukudome	Japan	1Pass 9.3000 2Pass 9.5000	9.4000 9.2000	9.3000 9.4000	9.3000 9.4000	9.2000 9.4000	1.70 1.30		29.600 29.500	59.100
14	Izumi Ogata	Japan	1Pass 9.4000 2Pass 9.6000	9.3000 9.5000	9.5000 9.6000	9.4000 9.5000	9.4000 9.4000	1.20 0.80		29.400 29.400	58.800
15	Kanako Ono	Japan	1Pass 8.8000 2Pass 6.8000	8.8000 6.7000	8.9000 6.7000	8.8000 6.7000	8.8000 6.7000	1.60 0.70		28.000 20.800	48.800
16	Lauren Sampson	Australia	1Pass 6.6000 2Pass 6.7000	6.6000 6.7000	6.6000 6.7000	6.6000 6.7000	6.7000 6.7000	2.00 2.40		21.800 22.500	44.300



2010 Indo Pacific Trampoline Tumbling Championships

RESULT QUALIFICATION



【DMT 17+ Years Men】

Chair of Judges' Panel

June Booth

CAN

Execution

J1 Karen Capel CAN
J2 Michael Jennings AUS
J3 Saito Ikuko JPN
J4 Maree Calder NZL
J5 Iwashita Yuriko JPN

Difficulty

J6 Leigh Oswin AUS
J7 Vicki Humphreys NZL

Recorder

Kobayashi Akitomo JPN
 Sub. Saitoh Tetsuya JPN

Rank	Name	Country	J1	J2	J3	J4	J5	Diff	Pen.	Sum	Total
1	Kyle Clemmer	Canada	1Pass 8.9000	8.8000	8.7000	9.0000	9.0000	7.60		34.300	69.300
			2Pass 9.3000	9.5000	9.3000	9.4000	9.5000	6.80		35.000	
2	Justin Kalan	Canada	1Pass 9.1000	9.3000	9.2000	9.2000	9.3000	6.80		34.500	68.300
			2Pass 9.2000	9.0000	9.1000	9.1000	9.2000	6.40		33.800	
3	Philip Henry	New Zealand	1Pass 9.3000	9.4000	9.1000	9.2000	9.3000	6.80		34.600	68.200
			2Pass 9.2000	9.2000	9.3000	9.1000	9.2000	6.00		33.600	
4	Kaleb Collins	Australia	1Pass 9.5000	9.6000	9.6000	9.5000	9.5000	4.80		33.400	66.600
			2Pass 9.2000	9.2000	9.3000	9.1000	9.2000	5.60		33.200	
5	Hugh Ross	Australia	1Pass 9.0000	8.9000	8.9000	8.8000	8.9000	6.40		33.100	66.500
			2Pass 9.2000	9.3000	9.3000	9.2000	9.4000	5.60		33.400	
6	Shaun Swadling	Australia	1Pass 9.1000	9.1000	9.0000	9.1000	9.3000	5.60		32.900	65.600
			2Pass 9.1000	9.0000	9.0000	9.0000	9.1000	5.60		32.700	
7	Matthew Gifkins	Australia	1Pass 9.0000	9.2000	8.9000	9.0000	9.1000	4.40		31.500	64.000
			2Pass 8.9000	9.0000	8.9000	9.0000	9.0000	5.60		32.500	
8	Matthew Warner	Australia	1Pass 9.1000	8.9000	8.9000	9.1000	9.0000	6.00		33.000	33.000
			2Pass 0.0000	0.0000	0.0000	0.0000	0.0000	0.00		0.000	



2010 Indo Pacific Trampoline Tumbling Championships

RESULT QUALIFICATION



【DMT 17+ Years Women】

Chair of Judges' Panel Karen Capel CAN

Execution

J1 June Booth CAN
 J2 Michael Jennings AUS
 J3 Saito Ikuko JPN
 J4 Maree Calder NZL
 J5 Iwashita Yuriko JPN

Difficulty

J6 Leigh Oswin AUS
 J7 Vicki Humphreys NZL

Recorder

Kobayashi Akitomo JPN
 Sub. Saitoh Tetsuya JPN

Rank	Name	Country		J1	J2	J3	J4	J5	Diff	Pen.	Sum	Total
1	Chelsea Nerpio	Canada	1Pass 8.8000 2Pass 9.2000	8.7000	8.6000	8.8000	8.9000	6.00 5.60	32.300 33.200		65.500	
2	Jordyn McLean	New Zealand	1Pass 9.3000 2Pass 9.4000	9.4000	9.2000	9.4000	9.3000	4.80 4.80	32.900 32.600		65.500	
2	Josie Te Rata	New Zealand	1Pass 9.4000 2Pass 9.3000	9.3000	9.2000	9.4000	9.3000	4.80 4.80	32.900 32.600		65.500	
4	Patricia Dwyer	New Zealand	1Pass 8.8000 2Pass 9.1000	8.8000	8.7000	8.8000	9.1000	5.20 5.20	31.600 32.300		63.900	
5	Brittany Falconer	Canada	1Pass 8.9000 2Pass 9.5000	8.8000	9.0000	8.9000	9.0000	3.50 4.30	30.300 32.900		63.200	
6	Haylee Wellard	Australia	1Pass 9.2000 2Pass 8.7000	9.1000	9.0000	9.2000	8.8000	4.80 4.40	32.300 30.800		63.100	
7	Brie Yep	Canada	1Pass 9.2000 2Pass 9.1000	9.2000	9.1000	9.1000	9.3000	4.40 3.70	31.900 30.900		62.800	
8	Katelyn Reyne	Australia	1Pass 8.9000 2Pass 8.9000	8.7000	8.7000	9.0000	9.0000	4.80 4.40	31.400 31.100		62.500	
9	Beatrice Prcic	Canada	1Pass 9.0000 2Pass 9.2000	9.1000	8.9000	9.1000	9.1000	3.20 4.30	30.200 31.700		61.900	
10	Jennifer Allison	Australia	1Pass 8.6000 2Pass 9.1000	8.6000	8.7000	8.8000	9.3000	4.40 3.40	30.500 31.200		61.700	
11	Chika Uchiyama	Japan	1Pass 9.0000 2Pass 9.0000	9.2000	9.1000	9.0000	9.2000	1.70 3.00	29.000 30.100		59.100	
12	Shiori Udagawa	Japan	1Pass 9.2000 2Pass 9.2000	9.2000	9.2000	9.1000	9.3000	1.60 1.70	29.200 29.500		58.700	
13	Kaede Hashinokuchi	Japan	1Pass 9.2000 2Pass 8.9000	9.2000	9.2000	9.2000	9.2000	1.30 1.10	28.900 28.300		57.200	
14	Pam Kriangkum	Canada	1Pass 9.0000 2Pass 6.5000	9.2000	9.2000	9.3000	9.2000	5.20 2.80	32.800 22.700		55.500	
15	Monique Minnie	South Africa	1Pass 9.3000 2Pass 0.0000	9.4000	9.2000	9.3000	9.3000	3.70 0.00	31.600 0.000		31.600	



2010 Indo Pacific Trampoline Tumbling Championships

RESULT FINAL

[10 - 12 Years Men]



Superior Judge **Haya Tomoko** JPN

Assistant **Endo Yoshimi** JPN

Execution

J1	Nakashima Emiko	JPN
J2	Louisa Phillipson	AUS
J3	Helen Van Der Walt	RSA
J4	Vicki Humphreys	NZL

Difficulty

J6	Morita Tetsuro	JPN
J7	Muto Shinya	JPN

Synchronize

J8	Yamazaki Shizue	JPN
J9	Damian Ryan	AUS
J10	Cassie Siwek	CAN

Recorder

Chief	Kobayashi Akitomo	JPN
Sub	Saito Tetsuya	JPN

Rank		J1	J2	J3	J4	J8	J9	J10	Diff.	Sum.	Total		
1		Ryosuke Shintani / Yura Orita [Japan]											
		652977	1Rtn.	0.0	0.0	0.0	0.0	0.0	0.0	0.0	0.0	0.0	
		652976	2Rtn.	8.1	8.5	7.9	7.7	9.1	9.2	9.3	8.8	0.0	43.2 (1)
			Final	7.8	7.9	7.9	7.6	9.2	9.2	9.3	8.8	0.0	42.9
2		Tatsuya Nakanishi / Ryo Akashi [Japan]											
		652244	1Rtn.	0.0	0.0	0.0	0.0	0.0	0.0	0.0	0.0	0.0	
		652123	2Rtn.	7.4	7.3	7.2	7.2	9.5	9.4	9.3	9.0	0.0	42.3 (3)
			Final	7.2	7.2	7.2	7.4	9.3	9.3	9.3	9.0	0.0	42.0
3		Takehiro Wada / Toma Miyano [Japan]											
		652575	1Rtn.	0.0	0.0	0.0	0.0	0.0	0.0	0.0	0.0	0.0	
		652558	2Rtn.	8.2	8.3	7.6	7.8	9.3	9.3	9.5	8.1	0.0	42.7 (2)
			Final	8.0	7.7	8.1	7.2	8.9	8.9	9.0	8.1	0.0	41.6
4		Ryota Kishi / Hiromu Okada [Japan]											
		652545	1Rtn.	0.0	0.0	0.0	0.0	0.0	0.0	0.0	0.0	0.0	
		652251	2Rtn.	7.3	7.5	7.5	6.7	8.4	8.5	8.5	8.2	0.0	40.0 (5)
			Final	7.4	7.7	7.2	7.3	9.6	9.2	9.2	8.2	0.0	41.3
5		Aro Naoi / Eiji Shiraki [Japan]											
		652999	1Rtn.	0.0	0.0	0.0	0.0	0.0	0.0	0.0	0.0	0.0	
		653235	2Rtn.	7.9	7.6	8.0	6.8	8.9	8.5	8.9	6.5	0.0	39.8 (6)
			Final	7.6	7.5	7.7	7.0	9.6	9.4	9.6	6.5	0.0	40.8
6		Cooper McClymont / Jared Archer [Australia]											
		991373	1Rtn.	0.0	0.0	0.0	0.0	0.0	0.0	0.0	0.0	0.0	
		991376	2Rtn.	6.9	8.2	7.3	7.7	9.2	9.1	9.0	7.2	0.0	40.4 (4)
			Final	7.1	8.0	7.1	7.7	9.2	8.9	8.8	7.2	0.0	39.8
7		Ryota Nakamura / Masashi Sakai [Japan]											
		652875	1Rtn.	0.0	0.0	0.0	0.0	0.0	0.0	0.0	0.0	0.0	
		652874	2Rtn.	4.3	5.0	4.6	4.6	5.5	5.5	5.4	4.6	0.0	24.8 (7)
			Final	6.6	7.0	6.4	6.6	8.2	7.9	7.9	6.1	0.0	35.1



2010 Indo Pacific Trampoline Tumbling Championships

RESULT FINAL

[10 - 12 Years Women]



Superior Judge **Haya Tomoko** JPN

Assistant **Endo Yoshimi** JPN

Execution

J1	Nakashima Emiko	JPN
J2	Louisa Phillipson	AUS
J3	Helen Van Der Walt	RSA
J4	Vicki Humphreys	NZL

Difficulty











J6	Morita Tetsuro	JPN
J7	Muto Shinya	JPN

Synchronize

J8	Yamazaki Shizue	JPN
J9	Damian Ryan	AUS
J10	Cassie Siwek	CAN

Recorder

Chief	Kobayashi Akitomo	JPN
Sub	Saito Tetsuya	JPN

Rank		J1	J2	J3	J4	J8	J9	J10	Diff.	Sum.	Total
1	 Lizzie Stevenson / Ngareta Wicksteed [New Zealand]										
	991275	1Rtn. 0.0	0.0	0.0	0.0	0.0	0.0	0.0	0.0	0.0	0.0
	991273	2Rtn. 8.5	8.5	8.2	8.3	9.6	9.8	9.7	6.9	0.0	43.1 (1)
		Final 8.3	8.2	8.3	8.4	9.4	9.3	9.2	6.9	0.0	42.1
2	 Hirona Onishi / Hikaru Domae [Japan]										
	652878	1Rtn. 0.0	0.0	0.0	0.0	0.0	0.0	0.0	0.0	0.0	0.0
	652542	2Rtn. 7.9	7.9	8.2	7.7	9.8	9.4	9.7	6.0	0.0	41.2 (4)
		Final 7.7	7.9	8.0	7.9	9.7	9.5	9.5	6.0	0.0	40.8
3	 Miho Taniguchi / Chiho Matsubara [Japan]										
	652829	1Rtn. 0.0	0.0	0.0	0.0	0.0	0.0	0.0	0.0	0.0	0.0
	653367	2Rtn. 7.8	8.2	8.1	8.1	9.7	9.1	9.2	5.8	0.0	40.4 (5)
		Final 8.2	8.1	8.5	8.3	9.4	9.0	9.3	5.8	0.0	40.9
4	 Hinano Fuse / Miu Shintani [Japan]										
	652672	1Rtn. 0.0	0.0	0.0	0.0	0.0	0.0	0.0	0.0	0.0	0.0
	652589	2Rtn. 7.7	7.8	7.6	7.5	9.2	9.1	9.0	8.0	0.0	41.5 (3)
		Final 7.4	7.4	7.4	7.4	8.6	8.3	8.1	8.0	0.0	39.4
5	 Sara Tezuka / Fuki Nakamura [Japan]										
	653058	1Rtn. 0.0	0.0	0.0	0.0	0.0	0.0	0.0	0.0	0.0	0.0
	652967	2Rtn. 7.5	7.6	7.9	7.7	9.5	9.4	9.6	5.8	0.0	40.1 (6)
		Final 7.6	7.9	8.0	7.6	9.7	9.6	9.6	5.8	0.0	40.5
6	 Alexa Kennedy / Hayley Rhode [New Zealand]										
	991272	1Rtn. 0.0	0.0	0.0	0.0	0.0	0.0	0.0	0.0	0.0	0.0
	991277	2Rtn. 7.8	8.3	8.0	8.2	9.8	9.7	9.8	6.1	0.0	41.9 (2)
		Final 7.5	8.0	7.6	8.0	8.4	8.7	8.1	6.1	0.0	38.5
7	 Calista Theron / Billie-Lee Goodman [Australia]										
	991351	1Rtn. 0.0	0.0	0.0	0.0	0.0	0.0	0.0	0.0	0.0	0.0
	991372	2Rtn. 7.6	7.9	7.5	8.0	9.3	9.3	9.0	6.0	0.0	40.1 (7)
		Final 7.6	7.5	8.1	7.4	9.2	9.0	8.9	6.0	0.0	39.1
8	 Saki Hayashi / Asuka Kuroda [Japan]										
	652538	1Rtn. 0.0	0.0	0.0	0.0	0.0	0.0	0.0	0.0	0.0	0.0
	653647	2Rtn. 7.7	8.2	7.6	7.6	8.8	8.6	8.5	5.9	0.0	38.4 (10)
		Final 8.0	7.8	7.9	7.8	9.2	9.2	9.0	5.9	0.0	40.0
9	 Yukina Tsuboi / Erimo Okada [Japan]										
	653711	1Rtn. 0.0	0.0	0.0	0.0	0.0	0.0	0.0	0.0	0.0	0.0
	653308	2Rtn. 7.7	8.1	7.8	7.5	9.0	9.0	8.7	5.1	0.0	38.6 (9)
		Final 7.5	8.5	7.6	8.0	9.5	9.5	9.5	5.1	0.0	39.7
10	 Rosie Gordon / Kyla Higgins [New Zealand]										
	991274	1Rtn. 0.0	0.0	0.0	0.0	0.0	0.0	0.0	0.0	0.0	0.0
	991278	2Rtn. 7.9	8.4	7.9	7.8	9.2	8.7	8.5	5.9	0.0	39.1 (8)
		Final 7.7	7.9	8.0	8.1	8.4	8.7	8.2	5.9	0.0	38.6



2010 Indo Pacific Trampoline Tumbling Championships

RESULT FINAL

[13 - 14 Years Women]



Superior Judge **Haya Tomoko** JPN
 Assistant **Endo Yoshimi** JPN

Execution		
J1	Nakashima Emiko	JPN
J2	Louisa Phillipson	AUS
J3	Helen Van Der Walt	RSA
J4	Yamazaki Shizue	JPN
Difficulty		
J6	Morita Tetsuro	JPN
J7	Muto Shinya	JPN

Synchronize		
J8	Michel Jennings	AUS
J9	Daphne Stringer	NZL
J10	Cassie Siwek	CAN
Recorder		
Chief	Kobayashi Akitomo	JPN
Sub	Saito Tetsuya	JPN

Rank		J1	J2	J3	J4	J8	J9	J10	Diff.	Sum.	Total	
1	Rana Nakano / Yuri Murayama [Japan]	Op. 7.6	7.8	7.3	7.6	9.1	9.1	9.1	10.3	0.0	43.7 (1)	88.7
		Final 7.7	7.8	7.7	7.9	9.6	9.6	9.6	10.3	0.0	45.0	
2	Yuna Sato / Megu Uyama [Japan]	Op. 7.1	7.5	7.0	7.1	8.4	8.4	8.2	8.1	0.0	39.1 (7)	83.5
		Final 7.8	8.1	7.7	8.1	9.2	9.8	9.6	9.3	0.0	44.4	
3	Abbie Watts / Nikita Wilson-Beddoe [Australia]	Op. 7.7	8.0	8.0	7.7	8.9	9.0	8.6	8.0	0.0	41.5 (3)	83.4
		Final 8.0	7.5	7.8	7.5	9.5	9.3	9.1	8.0	0.0	41.9	
4	Claire Arthur / Olivia Morris [Australia]	Op. 7.1	7.7	7.4	7.2	8.9	8.8	8.6	8.5	0.0	40.7 (4)	81.7
		Final 7.3	7.7	7.1	7.6	8.8	8.8	8.7	8.5	0.0	41.0	
5	Suzuka Imamura / Mitsuki Nagao [Japan]	Op. 7.6	7.8	7.2	7.7	9.6	9.8	9.8	7.1	0.0	42.0 (2)	80.9
		Final 6.0	7.7	6.4	7.6	8.9	9.2	8.3	7.1	0.0	38.9	
6	Abby Roper / Bonnie Davis [New Zealand]	Op. 7.6	7.9	8.2	7.6	8.8	9.0	8.6	6.3	0.0	39.4 (6)	80.7
		Final 7.9	8.1	8.3	7.7	9.2	9.8	9.5	6.3	0.0	41.3	
7	Sawa Moroi / Ayumi Nakamura [Japan]	Op. 6.7	7.7	7.2	7.7	9.3	9.0	9.1	5.7	0.3	38.5 (8)	77.4
		Final 7.0	7.8	7.0	7.7	9.4	9.3	9.5	5.7	0.3	38.9	
8	Sakura Yamazaki / Sae Suzuki [Japan]	Op. 7.8	7.6	8.3	7.2	8.6	8.8	8.6	3.1	0.0	35.7 (9)	72.4
		Final 8.2	6.4	8.5	6.2	9.5	9.5	9.6	3.1	0.0	36.7	
9	Kililipi O'Donoghue- / Dannii Sanders [Australia]	Op. 7.3	7.3	7.3	7.3	9.0	8.9	8.4	7.1	0.0	39.5 (5)	67.2
		Final 5.3	4.9	4.9	5.4	6.4	6.2	6.4	5.0	0.3	27.7	
10	Narumi Tamura / Miku Nishimura [Japan]	Op. 0.8	0.8	0.8	0.8	0.9	0.9	0.9	1.3	0.0	4.7 (10)	46.7
		Final 8.0	8.3	7.7	8.0	9.2	9.7	9.5	7.3	0.3	42.0	



2010 Indo Pacific Trampoline Tumbling Championships

RESULT FINAL











[15 - 16 Years Men]



Superior Judge **Belinda Cox** AUS
 Assistant **Endo Yoshimi** JPN

Execution		
J1	Haya Tomoko	JPN
J2	Louisa Phillipson	AUS
J3	Helen Van Der Walt	RSA
J4	Yamazaki Shizue	JPN
Difficulty		
J6	Morita Tetsuro	JPN
J7	Muto Shinya	JPN

Synchronize		
J8	Nakashima Emiko	JPN
J9	Damian Ryan	AUS
J10	Morita Hirofumi	JPN
Recorder		
Chief	Kobayashi Akitomo	JPN
Sub	Saito Tetsuya	JPN

Rank		J1	J2	J3	J4	J8	J9	J10	Diff.	Sum.	Total	
1	 Kosuke Suzuki / Harutaro Mori [Japan]	1Rtn. 7.9	8.1	7.9	8.3	9.0	8.9	9.0	0.0	34.0	121.3	
		2Rtn. 7.4	7.8	7.8	7.5	8.3	8.2	8.2	12.1	0.0		43.8 (2)
		Final 6.9	7.7	7.4	7.4	8.3	8.3	8.2	12.1	0.0		43.5
2	 Luke Seal / Matthew Henry [Australia]	1Rtn. 7.8	7.5	8.4	7.8	9.7	9.7	9.6	0.0	35.0	119.3	
		2Rtn. 7.8	7.6	7.7	7.7	8.7	8.9	8.9	8.4	0.0		41.6 (3)
		Final 7.8	7.2	8.0	7.3	9.7	9.6	9.3	8.4	0.0		42.7
3	 Takumi Ando / Ryoga Aikyo [Japan]	1Rtn. 7.5	7.7	7.2	7.5	9.5	9.4	9.5	0.0	34.0	118.3	
		2Rtn. 7.7	7.6	7.5	7.6	8.9	8.9	8.9	8.6	0.0		41.6 (4)
		Final 7.7	7.0	7.5	7.4	9.6	9.7	9.5	8.6	0.0		42.7
4	 Ryosuke Kawashima / Takuya Yoshioka [Japan]	1Rtn. 7.7	8.4	7.8	7.7	8.7	8.5	8.5	0.0	32.5	115.3	
		2Rtn. 7.7	8.1	7.7	7.7	9.2	9.3	9.4	7.7	0.0		41.7 (5)
		Final 7.7	7.5	8.0	7.5	9.1	8.7	9.2	7.7	0.0		41.1
5	 Alon Kruger / Nelson McCallum [New Zealand]	1Rtn. 8.0	8.0	7.7	8.0	8.6	8.7	8.7	0.0	33.4	114.8	
		2Rtn. 7.3	7.4	7.3	7.6	8.4	8.7	8.9	8.2	0.0		40.3 (6)
		Final 7.4	7.4	7.5	7.5	9.0	9.3	8.9	8.2	0.0		41.1
6	 Toshiharu Kiguchi / Ginga Munetomo [Japan]	1Rtn. 8.3	8.6	8.3	8.4	9.4	9.5	9.5	0.0	35.7	103.0	
		2Rtn. 3.0	3.1	3.1	2.8	3.7	3.7	3.8	6.2	0.0		19.7 (7)
		Final 7.6	7.9	6.9	7.5	9.1	9.1	9.1	14.3	0.0		47.6
7	 Kenta Yasuhara / Shunya Tamakawa [Japan]	1Rtn. 3.0	3.2	3.0	3.1	3.7	3.9	3.9	0.0	13.9	95.2	
		2Rtn. 7.8	7.8	7.6	8.0	9.5	9.6	9.6	6.0	0.0		40.8 (8)
		Final 7.5	8.0	7.9	8.1	9.0	9.3	9.3	6.0	0.0		40.5
8	 Daiki Kishi / Takafumi Oi [Japan]	1Rtn. 8.3	8.6	8.1	8.3	9.0	9.0	9.1	0.0	34.6	86.5	
		2Rtn. 8.2	7.8	8.0	7.5	9.5	9.5	9.5	12.0	0.0		46.8 (1)
		Final 0.8	0.8	0.8	0.8	1.0	1.0	1.0	1.5	0.0		5.1
9	 Matthew Weal / Bryce Wareham [Australia]	1Rtn. 7.5	8.7	7.7	8.9	9.3	9.2	9.6	0.0	35.0	83.6	
		2Rtn. 0.6	0.9	0.7	0.7	1.0	1.0	1.0	1.5	0.0		4.9 (10)
		Final 7.5	8.4	7.7	8.2	9.4	9.0	9.5	9.0	0.0		43.7
10	 Bastian Tinney / Joshua Mobbs [Australia]	1Rtn. 8.1	8.8	7.9	8.5	9.6	9.6	9.6	0.0	35.8	57.7	
		2Rtn. 1.5	1.5	1.5	1.5	1.7	1.9	1.9	2.1	0.0		8.9 (9)
		Final 2.3	2.0	2.1	2.1	2.6	2.8	2.7	3.4	0.0		13.0



2010 Indo Pacific Trampoline Tumbling Championships

RESULT FINAL











[15 - 16 Years Women]



Superior Judge **Belinda Cox** AUS
 Assistant **Endo Yoshimi** JPN

Execution		
J1	Haya Tomoko	JPN
J2	Louisa Phillipson	AUS
J3	Helen Van Der Walt	RSA
J4	Yamazaki Shizue	JPN
Difficulty		
J6	Morita Tetsuro	JPN
J7	Muto Shinya	JPN

Synchronize		
J8	Nakashima Emiko	JPN
J9	Damian Ryan	AUS
J10	Morita Hirofumi	JPN
Recorder		
Chief	Kobayashi Akitomo	JPN
Sub	Saito Tetsuya	JPN

Rank		J1	J2	J3	J4	J8	J9	J10	Diff.	Sum.	Total
1	 Ayana Fujita / Mizuho Fukui [Japan]	1Rtn. 7.8	8.1	8.1	8.2	9.5	9.6	9.7	0.0	0.0	35.4
		2Rtn. 8.0	7.8	7.6	7.8	9.6	9.7	9.8	7.8	0.0	42.8 (2)
		Final 8.3	8.3	8.3	8.0	9.5	9.5	9.5	7.8	0.0	43.4
2	 Georgina Robertson / Penny Bennett [New Zealand]	1Rtn. 8.0	8.1	8.2	8.2	9.4	9.4	9.3	0.0	0.0	35.1
		2Rtn. 8.0	8.2	7.9	8.4	8.7	9.0	9.1	8.1	0.0	42.3 (5)
		Final 7.9	8.4	8.2	8.6	9.3	9.5	9.6	8.1	0.0	43.7
3	 Natalie Skinner / Eva Kierath [Australia]	1Rtn. 8.0	8.8	8.4	8.3	9.6	9.6	9.5	0.0	0.0	35.9
		2Rtn. 7.8	7.9	8.1	7.8	9.3	9.4	9.5	8.3	0.0	42.8 (1)
		Final 7.7	7.9	8.0	7.4	9.2	9.0	9.0	8.3	0.0	41.9
4	 Mizuki Tamaru / Miyuki Suda [Japan]	1Rtn. 7.8	8.0	7.7	8.4	9.3	8.8	9.0	0.0	0.0	33.8
		2Rtn. 7.7	8.5	7.7	8.4	9.0	8.9	9.0	8.0	0.0	42.1 (6)
		Final 7.7	8.3	7.7	8.2	9.4	9.1	9.3	8.0	0.0	42.5
5	 Yumiko Nakasuji / Saki Tonari [Japan]	1Rtn. 7.3	8.2	7.1	8.3	8.8	9.2	9.0	0.0	0.0	33.5
		2Rtn. 7.6	7.9	7.4	7.8	9.1	9.0	8.9	6.9	0.0	40.3 (7)
		Final 7.7	8.0	8.3	7.9	9.2	9.2	9.3	6.9	0.0	41.2
6	 Poppy Quinlan / Shannon Comeault [Canada]	1Rtn. 5.2	5.6	5.2	5.9	5.9	6.1	6.3	0.0	0.0	23.0
		2Rtn. 7.5	7.8	7.0	7.9	9.0	8.9	8.9	8.3	0.0	41.4 (10)
		Final 7.6	8.3	7.6	8.4	9.0	9.1	9.2	8.3	0.0	42.4
7	 Mirei Kokubo / Kana Hattori [Japan]	1Rtn. 8.1	7.9	8.6	7.8	9.1	8.9	9.4	0.0	0.0	34.2
		2Rtn. 7.7	7.8	8.2	8.3	9.6	9.7	9.6	8.3	0.0	43.5 (3)
		Final 4.9	4.7	4.9	4.8	5.4	5.5	5.6	5.3	0.0	26.0
8	 Leanne Van Rensburg / Hayley Pierce [Australia]	1Rtn. 7.9	8.7	8.4	8.6	9.4	9.3	9.3	0.0	0.0	35.6
		2Rtn. 3.9	4.1	3.6	4.1	4.8	4.9	4.9	4.2	0.0	22.0 (12)
		Final 7.6	8.2	7.4	8.2	9.3	9.3	9.3	8.2	0.0	42.6
9	 Chene Bester / Lynette Upman [South Africa]	1Rtn. 7.1	6.3	7.2	6.6	8.5	8.3	8.0	0.0	0.0	30.3
		2Rtn. 7.1	7.1	6.7	6.8	6.9	6.7	7.0	7.8	0.0	35.5 (9)
		Final 6.3	6.2	6.2	6.5	6.7	6.1	6.4	6.8	0.3	31.8
10	 Emily O'Connor / Korri Loader [Australia]	1Rtn. 8.3	8.3	7.9	8.3	9.6	9.5	9.5	0.0	0.0	35.6
		2Rtn. 7.7	8.0	7.6	8.1	8.9	9.0	8.9	8.5	0.0	42.0 (4)
		Final 0.8	0.9	0.7	0.8	1.0	1.0	1.0	1.3	0.0	4.9



2010 Indo Pacific Trampoline Tumbling Championships

RESULT FINAL










[17+ Years Men]



Superior Judge **Belinda Cox** AUS
 Assistant **Endo Yoshimi** JPN

Execution		
J1	Haya Tomoko	JPN
J2	Louisa Phillipson	AUS
J3	Maree Calder	NZL
J4	Yamazaki Shizue	JPN
Difficulty		
J6	Morita Tetsuro	JPN
J7	Muto Shinya	JPN

Synchronize		
J8	Nakashima Emiko	JPN
J9	Damian Ryan	AUS
J10	Morita Hirofumi	JPN
Recorder		
Chief	Kobayashi Akitomo	JPN
Sub	Saito Tetsuya	JPN

Rank		J1	J2	J3	J4	J8	J9	J10	Diff.	Sum.	Total		
1	 Shaun Swadling / Ty Swadling [Australia]												
		1Rtn. 8.7	8.6	8.5	8.6	9.7	9.6	9.3	0.0	0.0	36.4		
		2Rtn. 8.1	8.2	8.2	8.0	9.9	9.6	9.7	13.1	0.0	48.8 (1)		
		991396											
		991397	Final	8.2	7.8	8.3	7.7	9.6	9.7	9.2	13.1	0.0	48.3
2	 Yuta Otonari / Yu Oikawa [Japan]												
		1Rtn. 8.3	8.3	8.3	8.1	9.6	9.5	9.6	0.0	0.0	35.8		
		2Rtn. 8.2	8.0	7.7	8.0	9.7	9.7	9.4	11.2	0.0	46.6 (2)		
		651539											
		651537	Final	8.3	8.2	8.1	7.9	9.7	9.6	9.5	11.2	0.0	46.7
3	 Ryutaro Otani / Ryo Shiranuka [Japan]												
		1Rtn. 8.5	8.1	8.7	8.2	9.5	9.7	9.6	0.0	0.0	35.9		
		2Rtn. 8.1	8.0	8.0	7.8	9.2	9.4	9.4	9.9	0.0	44.7 (3)		
		651212											
		651222	Final	8.3	7.9	8.4	7.9	9.7	9.6	9.5	9.9	0.0	45.3
4	 Shinichi Setani / Kento Akai [Japan]												
		1Rtn. 8.4	8.0	8.3	7.5	9.6	9.6	9.3	0.0	0.0	35.5		
		2Rtn. 6.7	7.7	7.3	7.3	8.7	8.5	8.4	10.8	0.0	42.4 (5)		
		652072											
		651501	Final	7.4	8.0	7.8	7.8	9.8	9.7	9.8	10.8	0.0	46.0
5	 Yusei Nakao / Kazune Chiba [Japan]												
		1Rtn. 7.7	8.0	7.6	7.8	9.5	9.7	9.4	0.0	0.0	34.5		
		2Rtn. 7.7	7.5	8.1	7.6	9.6	9.7	9.7	9.1	0.0	43.8 (4)		
		652746											
		652133	Final	7.9	8.0	7.7	8.0	9.5	9.5	9.2	9.1	0.0	44.0
6	 Callum Schmidt / Matt Kyne [New Zealand]												
		1Rtn. 8.1	7.8	8.4	7.7	9.8	9.8	9.5	0.0	0.0	35.5		
		2Rtn. 4.7	4.6	4.8	4.4	5.5	5.7	5.6	3.8	0.0	24.3 (6)		
		991260											
		991263	Final	7.8	7.7	8.0	7.2	9.1	9.2	9.0	7.0	0.0	40.7
7	 Kohei Uchida / Mitsuaki Kawasuso [Japan]												
		1Rtn. 3.8	3.7	3.9	3.6	4.4	4.5	4.5	0.0	0.0	16.5		
		2Rtn. 7.5	7.6	7.6	7.4	9.0	9.3	9.4	8.1	0.0	41.8 (7)		
		652083											
		652088	Final	7.3	8.2	7.6	8.3	7.9	7.6	6.8	8.1	0.0	39.1
8	 Takuya Imada / Musashi Shimo [Japan]												
		1Rtn. 3.0	3.0	3.0	3.0	3.0	3.0	3.0	0.0	0.0	12.0		
		2Rtn. 7.0	7.6	7.2	7.7	8.1	8.7	8.3	8.2	0.0	39.6 (9)		
		652326											
		652856	Final	6.3	6.2	6.5	6.4	8.0	7.9	7.5	7.5	0.0	36.0
9	 Matthew Delforce / Patrick Cooper [Australia]												
		1Rtn. 8.6	8.2	8.5	8.7	9.8	9.8	9.8	0.0	0.0	36.7		
		2Rtn. 3.1	3.1	2.8	2.9	3.4	3.5	3.4	5.0	0.0	17.8 (8)		
		991401											
		991402	Final	3.8	4.1	3.8	4.1	4.5	4.5	4.5	6.3	0.0	23.2



2010 Indo Pacific Trampoline Tumbling Championships

RESULT FINAL

【17+ Years Women】



Superior Judge **Belinda Cox** AUS

Assistant **Endo Yoshimi** JPN

Execution

J1	Haya Tomoko	JPN
J2	Louisa Phillipson	AUS
J3	Maree Calder	NZL
J4	Yamazaki Shizue	JPN

Difficulty

J6	Morita Tetsuro	JPN
J7	Muto Shinya	JPN

Synchronize

J8	Nakashima Emiko	JPN
J9	Damian Ryan	AUS
J10	Morita Hirofumi	JPN

Recorder

Chief	Kobayashi Akitomo	JPN
Sub	Saito Tetsuya	JPN

Rank		J1	J2	J3	J4	J8	J9	J10	Diff.	Sum.	Total		
1	Mayu Otani / Makiko Otonari [Japan]	1Rtn. 8.1	8.4	8.4	8.3	9.5	9.9	9.7	0.0	0.0	36.1		
		2Rtn. 8.4	8.2	8.3	8.0	9.9	9.8	9.8	8.9	0.0	45.0 (1)		
		652125											
		651540	Final	8.4	8.1	8.2	8.1	9.4	9.4	9.6	8.9	0.0	44.0
2	Tamami Yasuda / Misaki Chiba [Japan]	1Rtn. 8.3	8.3	8.4	7.9	9.4	9.0	9.4	0.0	0.0	35.4		
		2Rtn. 8.5	7.9	8.1	7.7	9.6	9.8	9.7	7.7	0.0	43.1 (2)		
		652257											
		651099	Final	7.5	8.1	7.4	8.3	9.3	9.3	9.7	7.7	0.0	41.9
3	Jessie Tulett / Kaitlyn Duignan [Australia]	1Rtn. 8.0	8.1	7.8	8.1	9.5	8.9	9.8	0.0	0.0	35.1		
		2Rtn. 7.4	7.8	7.1	7.7	9.3	9.0	9.0	8.5	0.0	41.6 (3)		
		991370											
		991347	Final	7.6	7.4	7.5	7.4	9.8	9.7	9.6	8.5	0.0	42.8
4	Katelyn Reyne / Kelsie Henry [Australia]	1Rtn. 8.1	7.7	8.2	7.1	9.8	9.7	9.4	0.0	0.0	35.2		
		2Rtn. 7.8	7.0	7.5	7.0	8.9	8.8	9.0	8.4	0.0	40.7 (7)		
		991353											
		991354	Final	7.8	7.7	7.7	7.6	9.9	9.5	9.8	8.4	0.0	43.4
5	Nanae Tada / Moe Yasui [Japan]	1Rtn. 7.6	8.1	7.3	8.0	9.6	9.7	9.2	0.0	0.0	34.8		
		2Rtn. 7.9	8.0	7.8	8.0	9.6	9.8	9.6	6.3	0.0	41.4 (5)		
		651733											
		651739	Final	8.0	8.0	8.2	8.0	9.4	9.4	9.6	6.3	0.0	41.1
6	Jordyn McLean / Josie Te Rata [New Zealand]	1Rtn. 7.7	8.1	7.5	7.7	9.0	8.9	8.9	0.0	0.0	33.2		
		2Rtn. 7.4	7.8	7.2	7.6	9.1	8.8	9.2	7.6	0.0	40.8 (8)		
		991258											
		991257	Final	7.7	8.1	7.6	7.7	9.3	8.9	9.2	7.6	0.0	41.4
7	Katy Neville / Sarah Deverell [New Zealand]	1Rtn. 7.7	7.4	7.7	6.7	9.6	9.5	9.4	0.0	0.0	34.1		
		2Rtn. 7.8	7.1	7.9	7.0	9.5	9.5	9.2	6.0	0.0	39.9 (9)		
		991259											
		991266	Final	7.7	6.9	7.9	7.2	8.4	8.0	8.6	6.0	0.0	37.7
8	Chelsea Nerpio / Anita Cirillo [Canada]	1Rtn. 8.2	7.8	8.4	7.6	9.2	9.0	9.2	0.0	0.0	34.4		
		2Rtn. 8.0	7.6	7.8	7.7	8.4	8.3	8.5	9.4	0.0	41.7 (6)		
		991314											
		991317	Final	3.8	4.0	4.0	3.8	4.5	4.5	4.4	5.5	0.0	22.3
9	Christine Hansen / Lanthe Louw [South Africa]	1Rtn. 2.8	3.0	2.8	3.0	3.9	3.9	3.8	0.0	0.3	13.3		
		2Rtn. 7.0	7.4	7.0	7.3	8.9	9.1	8.7	8.1	0.0	40.2 (11)		
		991410											
		991411	Final	7.0	7.4	7.3	7.5	8.9	8.4	8.4	8.1	0.3	39.3
10	Makiko Itai / Misaki Kurata [Japan]	1Rtn. 7.9	7.9	7.7	7.7	9.4	9.7	9.5	0.0	0.0	34.6		
		2Rtn. 7.6	7.9	7.6	7.6	9.6	9.6	9.3	7.6	0.0	42.0 (4)		
		651813											
		651626	Final	0.7	0.8	0.7	0.8	1.0	1.0	1.0	1.2	0.0	4.7



2010 Indo Pacific Trampoline Tumbling Championships

RESULT FINAL

【Open Men】



Superior Judge **Belinda Cox** AUS
 Assistant **Endo Yoshimi** JPN

Execution		
J1	Haya Tomoko	JPN
J2	Louisa Phillipson	AUS
J3	Maree Calder	NZL
J4	Yamazaki Shizue	JPN
Difficulty		
J6	Morita Tetsuro	JPN
J7	Muto Shinya	JPN

Synchronize		
J8	Nakashima Emiko	JPN
J9	Damian Ryan	AUS
J10	Morita Hirofumi	JPN
Recorder		
Chief	Kobayashi Akitomo	JPN
Sub	Saito Tetsuya	JPN

Rank		J1	J2	J3	J4	J8	J9	J10	Diff.	Sum.	Total	
1	Kierran Tuhi / Philip Henry [New Zealand]	1Rtn.	7.7	8.0	8.1	8.2	9.7	9.6	9.6	2.2 0.0	37.5	
		991254	2Rtn.	7.7	7.5	7.8	7.7	9.3	9.3	8.9	8.2 0.0	42.2 (1)
		991261	Final	7.7	8.1	7.8	8.1	9.7	9.8	9.4	7.8 0.0	43.1
												122.8
2	Yosuke Miyazaki / Shinya Fujii [Japan]	1Rtn.	5.2	5.6	5.3	5.5	6.5	6.6	6.6	2.3 0.0	26.3	
		651318	2Rtn.	6.8	7.9	7.6	7.5	9.0	9.3	9.0	8.1 0.0	41.2 (2)
		651924	Final	7.1	8.0	7.1	8.2	9.3	9.3	9.3	7.9 0.0	41.6
												109.1
3	Jack Penny / Jarrod Spear [Australia]	1Rtn.	8.3	8.0	8.5	8.2	9.8	9.5	9.8	3.1 0.3	38.9	
		991391	2Rtn.	3.0	2.8	3.0	2.8	3.7	3.9	3.8	6.0 0.0	19.4 (3)
		991400	Final	7.7	7.6	8.0	7.6	9.3	8.9	9.0	13.7 0.0	47.0
												105.3
4	Blake Gaudry / William Morris [Australia]	1Rtn.	8.7	8.4	8.7	8.7	9.9	9.9	9.9	3.0 0.0	40.2	
		991383	2Rtn.	2.1	2.4	2.1	2.2	2.5	2.6	2.6	4.9 0.0	14.4 (4)
		991385	Final	7.4	7.6	7.4	7.5	8.9	8.2	8.9	14.0 0.0	46.7
												101.3
5	Yuya Shirasaki / Naoki Miyachi [Japan]	1Rtn.	8.5	8.3	8.8	8.6	9.6	9.7	9.8	1.5 0.0	38.0	
		651620	2Rtn.	0.8	0.8	0.7	0.8	1.0	1.0	1.0	1.5 0.0	5.1 (5)
		651853	Final	8.1	8.2	7.9	8.1	9.8	9.8	9.5	12.0 0.0	47.8
												90.9



2010 Indo Pacific Trampoline Tumbling Championships

RESULT FINAL




【Open Women】



Superior Judge **Belinda Cox** AUS
 Assistant **Endo Yoshimi** JPN

Execution		
J1	Haya Tomoko	JPN
J2	Louisa Phillipson	AUS
J3	Maree Calder	NZL
J4	Yamazaki Shizue	JPN
Difficulty		
J6	Morita Tetsuro	JPN
J7	Muto Shinya	JPN

Synchronize		
J8	Nakashima Emiko	JPN
J9	Damian Ryan	AUS
J10	Morita Hirofumi	JPN
Recorder		
Chief	Kobayashi Akitomo	JPN
Sub	Saito Tetsuya	JPN

Rank		J1	J2	J3	J4	J8	J9	J10	Diff.	Sum.	Total		
1		Christine Jenkins / Aslin Styles [Australia]											
			1Rtn.	8.4	8.3	8.4	8.1	9.5	9.7	9.6	2.0	0.0	37.9
		991352	2Rtn.	7.8	8.1	7.8	7.7	9.6	9.4	9.6	9.0	0.0	43.8 (1)
		991361	Final	7.8	8.1	8.2	7.6	9.8	9.6	9.7	9.0	0.0	44.3
2		Mao Kuramochi / Erika Matsuo [Japan]											
			1Rtn.	7.8	8.2	7.9	8.2	9.2	9.4	9.3	2.7	0.0	37.4
		651302	2Rtn.	8.0	7.7	7.9	7.8	9.3	9.1	9.0	9.6	0.0	43.5 (2)
		652336	Final	7.7	7.6	7.7	7.5	8.6	9.2	9.2	9.6	0.0	43.3
3		Natsuko Ueda / Ayano Kawasaki [Japan]											
			1Rtn.	7.7	7.8	7.9	7.7	9.6	9.7	9.7	1.6	0.0	36.5
		651984	2Rtn.	7.8	7.8	7.6	7.8	10.0	10.0	10.0	8.1	0.0	43.7 (3)
		651816	Final	7.6	7.6	7.5	7.9	9.2	9.2	9.5	8.1	0.0	41.7










2010 Indo Pacific Trampoline Tumbling Championships

RESULT QUALIFICATION



[10 - 12 Years Men]

Superior Judge	Haya Tomoko	JPN
Assistant	Endo Yoshimi	JPN
Execution		
J1	Nakashima Emiko	JPN
J2	Louisa Phillipson	AUS
J3	Helen Van Der Walt	RSA
J4	Vicki Humphreys	NZL
Synchronize		
J8	Yamazaki Shizue	JPN
J9	Damian Ryan	AUS
J10	Cassie Siwek	CAN
Difficulty		
J6	Morita Tetsuro	JPN
J7	Muto Shinya	JPN
Recorder		
Chief	Kobayashi Akitomo	JPN
Sub	Saito Tetsuya	JPN

		J1	J2	J3	J4	J8	J9	J10	Diff	Add	Sum	Total
1	 Ryosuke Shintani / Yura Orita [Japan]	8.1	8.5	7.9	7.7	9.1	9.2	9.3	8.8	0.0	43.2	43.2
2	 Takehiro Wada / Toma Miyano [Japan]	8.2	8.3	7.6	7.8	9.3	9.3	9.5	8.1	0.0	42.7	42.7
3	 Tatsuya Nakanishi / Ryo Akashi [Japan]	7.4	7.3	7.2	7.2	9.5	9.4	9.3	9.0	0.0	42.3	42.3
4	 Cooper McClymont / Jared Archer [Australia]	6.9	8.2	7.3	7.7	9.2	9.1	9.0	7.2	0.0	40.4	40.4
5	 Ryota Kishi / Hiromu Okada [Japan]	7.3	7.5	7.5	6.7	8.4	8.5	8.5	8.2	0.0	40.0	40.0
6	 Aro Naoi / Eiji Shiraki [Japan]	7.9	7.6	8.0	6.8	8.9	8.5	8.9	6.5	0.0	39.8	39.8
7	 Ryota Nakamura / Masashi Sakai [Japan]	4.3	5.0	4.6	4.6	5.5	5.5	5.4	4.6	0.0	24.8	24.8













2010 Indo Pacific Trampoline Tumbling Championships

RESULT QUALIFICATION

[10 - 12 Years Women]



Superior Judge	Haya Tomoko	JPN										
Assistant	Endo Yoshimi	JPN										
Execution						Synchronize						
J1	Nakashima Emiko	JPN	J8	Yamazaki Shizue	JPN							
J2	Louisa Phillipson	AUS	J9	Damian Ryan	AUS							
J3	Helen Van Der Walt	RSA	J10	Cassie Siwek	CAN							
J4	Vicki Humphreys	NZL										
Difficulty						Recorder						
J6	Morita Tetsuro	JPN	Chief	Kobayashi Akitomo	JPN							
J7	Muto Shinya	JPN	Sub	Saito Tetsuya	JPN							

			J1	J2	J3	J4	J8	J9	J10	Diff	Add	Sum	Total
1		Lizzie Stevenson / Ngareta Wicksteed [New Zealand]	8.5	8.5	8.2	8.3	9.6	9.8	9.7	6.9	0.0	43.1	43.1
2		Alexa Kennedy / Hayley Rhode [New Zealand]	7.8	8.3	8.0	8.2	9.8	9.7	9.8	6.1	0.0	41.9	41.9
3		Hinano Fuse / Miu Shintani [Japan]	7.7	7.8	7.6	7.5	9.2	9.1	9.0	8.0	0.0	41.5	41.5
4		Hirona Onishi / Hikaru Domae [Japan]	7.9	7.9	8.2	7.7	9.8	9.4	9.7	6.0	0.0	41.2	41.2
5		Miho Taniguchi / Chiho Matsubara [Japan]	7.8	8.2	8.1	8.1	9.7	9.1	9.2	5.8	0.0	40.4	40.4
6		Sara Tezuka / Fuki Nakamura [Japan]	7.5	7.6	7.9	7.7	9.5	9.4	9.6	5.8	0.0	40.1	40.1
7		Calista Theron / Billie-Lee Goodman [Australia]	7.6	7.9	7.5	8.0	9.3	9.3	9.0	6.0	0.0	40.1	40.1
8		Rosie Gordon / Kyla Higgins [New Zealand]	7.9	8.4	7.9	7.8	9.2	8.7	8.5	5.9	0.0	39.1	39.1
9		Yukina Tsuboi / Erimo Okada [Japan]	7.7	8.1	7.8	7.5	9.0	9.0	8.7	5.1	0.0	38.6	38.6
10		Saki Hayashi / Asuka Kuroda [Japan]	7.7	8.2	7.6	7.6	8.8	8.6	8.5	5.9	0.0	38.4	38.4



2010 Indo Pacific Trampoline Tumbling Championships

RESULT QUALIFICATION



[13 - 14 Years Men]

Superior Judge	Haya Tomoko	JPN										
Assistant	Endo Yoshimi	JPN										
Execution						Synchronize						
J1	Nakashima Emiko	JPN	J8	Michel Jennings	AUS							
J2	Louisa Phillipson	AUS	J9	Daphne Stringer	NZL							
J3	Helen Van Der Walt	RSA	J10	Cassie Siwek	CAN							
J4	Yamazaki Shizue	JPN										
Difficulty						Recorder						
J6	Morita Tetsuro	JPN	Chief	Kobayashi Akitomo	JPN							
J7	Muto Shinya	JPN	Sub	Saito Tetsuya	JPN							

			J1	J2	J3	J4	J8	J9	J10	Diff	Add	Sum	Total
1		Ryunosuke Fujita / Ryosuke Sakai [Japan]	8.2	8.4	7.7	7.7	9.7	9.7	9.3	10.3	0.0	45.6	45.6
2		Ryo Ando / Yuya Nakanishi [Japan]	7.6	7.8	7.5	7.8	9.3	9.5	9.2	10.0	0.0	44.0	44.0
3		Aidan Collins / Hugh McConnell [Australia]	7.8	8.3	7.4	8.0	9.8	9.8	9.8	8.5	0.0	43.9	43.9
4		Shinya Nagata / Kaname Osaki [Japan]	7.8	7.5	7.8	7.4	9.5	9.2	9.1	8.2	0.0	41.9	41.9
5		Yuya Nagai / Yuki Ichikawa [Japan]	7.6	7.3	7.4	7.7	9.1	9.5	9.5	7.1	0.0	41.1	41.1
6		Dominic Clarke / Oliver McGrath [Australia]	7.7	7.7	7.8	7.2	9.0	8.6	8.1	8.4	0.0	41.0	41.0
7		Blake Rutherford / Curtis Booth [Australia]	7.5	7.9	7.4	7.6	9.2	8.5	8.2	8.4	0.3	40.2	40.2
8		Kei Shibao / Takuma Fukudome [Japan]	7.8	7.3	7.7	7.7	8.8	8.9	8.5	6.5	0.0	39.5	39.5
9		Ryo Goto / Shogo Nakamura [Japan]	7.2	8.1	7.3	7.6	8.5	8.6	8.2	7.1	0.0	39.0	39.0
10		Cameron Quinlan / Ben Blais [Canada]	7.4	7.5	7.5	7.4	7.9	7.9	7.8	7.6	0.0	38.3	38.3
11		Zander Biewenga / Chezwin Timm [South Africa]	6.1	6.4	6.2	6.5	6.9	6.8	6.6	8.2	0.3	34.1	34.1



2010 Indo Pacific Trampoline Tumbling Championships

RESULT QUALIFICATION



[13 - 14 Years Women]

Superior Judge	Haya Tomoko	JPN										
Assistant	Endo Yoshimi	JPN										
Execution						Synchronize						
J1	Nakashima Emiko	JPN	J8	Michel Jennings	AUS							
J2	Louisa Phillipson	AUS	J9	Daphne Stringer	NZL							
J3	Helen Van Der Walt	RSA	J10	Cassie Siwek	CAN							
J4	Yamazaki Shizue	JPN										
Difficulty						Recorder						
J6	Morita Tetsuro	JPN	Chief	Kobayashi Akitomo	JPN							
J7	Muto Shinya	JPN	Sub	Saito Tetsuya	JPN							

			J1	J2	J3	J4	J8	J9	J10	Diff	Add	Sum	Total
1		Rana Nakano / Yuri Murayama [Japan]	7.6	7.8	7.3	7.6	9.1	9.1	9.1	10.3	0.0	43.7	43.7
2		Suzuka Imamura / Mitsuki Nagao [Japan]	7.6	7.8	7.2	7.7	9.6	9.8	9.8	7.1	0.0	42.0	42.0
3		Abbie Watts / Nikita Wilson-Beddoe [Australia]	7.7	8.0	8.0	7.7	8.9	9.0	8.6	8.0	0.0	41.5	41.5
4		Claire Arthur / Olivia Morris [Australia]	7.1	7.7	7.4	7.2	8.9	8.8	8.6	8.5	0.0	40.7	40.7
5		Kililipi O'Donoghue- / Dannii Sanders [Australia]	7.3	7.3	7.3	7.3	9.0	8.9	8.4	7.1	0.0	39.5	39.5
6		Abby Roper / Bonnie Davis [New Zealand]	7.6	7.9	8.2	7.6	8.8	9.0	8.6	6.3	0.0	39.4	39.4
7		Yuna Sato / Megu Uyama [Japan]	7.1	7.5	7.0	7.1	8.4	8.4	8.2	8.1	0.0	39.1	39.1
8		Sawa Moroi / Ayumi Nakamura [Japan]	6.7	7.7	7.2	7.7	9.3	9.0	9.1	5.7	0.3	38.5	38.5
9		Sakura Yamazaki / Sae Suzuki [Japan]	7.8	7.6	8.3	7.2	8.6	8.8	8.6	3.1	0.0	35.7	35.7
10		Narumi Tamura / Miku Nishimura [Japan]	0.8	0.8	0.8	0.8	0.9	0.9	0.9	1.3	0.0	4.7	4.7













2010 Indo Pacific Trampoline Tumbling Championships

RESULT QUALIFICATION

[15 - 16 Years Men]



Superior Judge	Belinda Cox	AUS
Assistant	Endo Yoshimi	JPN
Execution		
J1	Haya Tomoko	JPN
J2	Louisa Phillipson	AUS
J3	Helen Van Der Walt	RSA
J4	Yamazaki Shizue	JPN
Synchronize		
J8	Nakashima Emiko	JPN
J9	Damian Ryan	AUS
J10	Morita Hirofumi	JPN
Difficulty		
J6	Morita Tetsuro	JPN
J7	Muto Shinya	JPN
Recorder		
Chief	Kobayashi Akitomo	JPN
Sub	Saito Tetsuya	JPN

		J1	J2	J3	J4	J8	J9	J10	Diff	Add	Sum	Total
1	Daiki Kishi / Takafumi Oi [Japan]											
		1Rtn 8.3	8.6	8.1	8.3	9.0	9.0	9.1	0.0	0.0	34.6	
		2Rtn 8.2	7.8	8.0	7.5	9.5	9.5	9.5	12.0	0.0	46.8	81.4
2	Kosuke Suzuki / Harutaro Mori [Japan]											
		1Rtn 7.9	8.1	7.9	8.3	9.0	8.9	9.0	0.0	0.0	34.0	
		2Rtn 7.4	7.8	7.8	7.5	8.3	8.2	8.2	12.1	0.0	43.8	77.8
3	Luke Seal / Matthew Henry [Australia]											
		1Rtn 7.8	7.5	8.4	7.8	9.7	9.7	9.6	0.0	0.0	35.0	
		2Rtn 7.8	7.6	7.7	7.7	8.7	8.9	8.9	8.4	0.0	41.6	76.6
4	Takumi Ando / Ryoga Aikyo [Japan]											
		1Rtn 7.5	7.7	7.2	7.5	9.5	9.4	9.5	0.0	0.0	34.0	
		2Rtn 7.7	7.6	7.5	7.6	8.9	8.9	8.9	8.6	0.0	41.6	75.6
5	Ryosuke Kawashima / Takuya Yoshioka [Japan]											
		1Rtn 7.7	8.4	7.8	7.7	8.7	8.5	8.5	0.0	0.0	32.5	
		2Rtn 7.7	8.1	7.7	7.7	9.2	9.3	9.4	7.7	0.0	41.7	74.2
6	Alon Kruger / Nelson McCallum [New Zealand]											
		1Rtn 8.0	8.0	7.7	8.0	8.6	8.7	8.7	0.0	0.0	33.4	
		2Rtn 7.3	7.4	7.3	7.6	8.4	8.7	8.9	8.2	0.0	40.3	73.7
7	Toshiharu Kiguchi / Ginga Munetomo [Japan]											
		1Rtn 8.3	8.6	8.3	8.4	9.4	9.5	9.5	0.0	0.0	35.7	
		2Rtn 3.0	3.1	3.1	2.8	3.7	3.7	3.8	6.2	0.0	19.7	55.4
8	Kenta Yasuhara / Shunya Tamakawa [Japan]											
		1Rtn 3.0	3.2	3.0	3.1	3.7	3.9	3.9	0.0	0.0	13.9	
		2Rtn 7.8	7.8	7.6	8.0	9.5	9.6	9.6	6.0	0.0	40.8	54.7
9	Bastian Tinney / Joshua Mobbs [Australia]											
		1Rtn 8.1	8.8	7.9	8.5	9.6	9.6	9.6	0.0	0.0	35.8	
		2Rtn 1.5	1.5	1.5	1.5	1.7	1.9	1.9	2.1	0.0	8.9	44.7
10	Matthew Weal / Bryce Wareham [Australia]											
		1Rtn 7.5	8.7	7.7	8.9	9.3	9.2	9.6	0.0	0.0	35.0	
		2Rtn 0.6	0.9	0.7	0.7	1.0	1.0	1.0	1.5	0.0	4.9	39.9














2010 Indo Pacific Trampoline Tumbling Championships

RESULT QUALIFICATION

[15 - 16 Years Women]



Superior Judge	Belinda Cox	AUS
Assistant	Endo Yoshimi	JPN
Execution		
J1	Haya Tomoko	JPN
J2	Louisa Phillipson	AUS
J3	Helen Van Der Walt	RSA
J4	Yamazaki Shizue	JPN
Synchronize		
J8	Nakashima Emiko	JPN
J9	Damian Ryan	AUS
J10	Morita Hirofumi	JPN
Difficulty		
J6	Morita Tetsuro	JPN
J7	Muto Shinya	JPN
Recorder		
Chief	Kobayashi Akitomo	JPN
Sub	Saito Tetsuya	JPN

		J1	J2	J3	J4	J8	J9	J10	Diff	Add	Sum	Total
1	Natalie Skinner / Eva Kierath [Australia]											
		1Rtn 8.0	8.8	8.4	8.3	9.6	9.6	9.5	0.0	0.0	35.9	
		2Rtn 7.8	7.9	8.1	7.8	9.3	9.4	9.5	8.3	0.0	42.8	78.7
2	Ayana Fujita / Mizuho Fukui [Japan]											
		1Rtn 7.8	8.1	8.1	8.2	9.5	9.6	9.7	0.0	0.0	35.4	
		2Rtn 8.0	7.8	7.6	7.8	9.6	9.7	9.8	7.8	0.0	42.8	78.2
3	Mirei Kokubo / Kana Hattori [Japan]											
		1Rtn 8.1	7.9	8.6	7.8	9.1	8.9	9.4	0.0	0.0	34.2	
		2Rtn 7.7	7.8	8.2	8.3	9.6	9.7	9.6	8.3	0.0	43.5	77.7
4	Emily O'Connor / Korri Loader [Australia]											
		1Rtn 8.3	8.3	7.9	8.3	9.6	9.5	9.5	0.0	0.0	35.6	
		2Rtn 7.7	8.0	7.6	8.1	8.9	9.0	8.9	8.5	0.0	42.0	77.6
5	Georgina Robertson / Penny Bennett [New Zealand]											
		1Rtn 8.0	8.1	8.2	8.2	9.4	9.4	9.3	0.0	0.0	35.1	
		2Rtn 8.0	8.2	7.9	8.4	8.7	9.0	9.1	8.1	0.0	42.3	77.4
6	Mizuki Tamaru / Miyuki Suda [Japan]											
		1Rtn 7.8	8.0	7.7	8.4	9.3	8.8	9.0	0.0	0.0	33.8	
		2Rtn 7.7	8.5	7.7	8.4	9.0	8.9	9.0	8.0	0.0	42.1	75.9
7	Yumiko Nakasuji / Saki Tonari [Japan]											
		1Rtn 7.3	8.2	7.1	8.3	8.8	9.2	9.0	0.0	0.0	33.5	
		2Rtn 7.6	7.9	7.4	7.8	9.1	9.0	8.9	6.9	0.0	40.3	73.8
8	Natsumi Teranishi / Ayame Teranishi [Japan]											
		1Rtn 7.8	8.4	7.8	8.0	9.2	9.3	9.4	0.0	0.0	34.4	
		2Rtn 8.0	7.9	7.8	7.8	8.6	8.4	9.0	6.0	0.0	38.9	73.3
9	Chene Bester / Lynette Upman [South Africa]											
		1Rtn 7.1	6.3	7.2	6.6	8.5	8.3	8.0	0.0	0.0	30.3	
		2Rtn 7.1	7.1	6.7	6.8	6.9	6.7	7.0	7.8	0.0	35.5	65.8
10	Poppy Quinlan / Shannon Comeault [Canada]											
		1Rtn 5.2	5.6	5.2	5.9	5.9	6.1	6.3	0.0	0.0	23.0	
		2Rtn 7.5	7.8	7.0	7.9	9.0	8.9	8.9	8.3	0.0	41.4	64.4
11	Yukine Miyata / Chisato Takagi [Japan]											
		1Rtn 7.7	7.8	7.6	8.0	8.7	9.2	9.0	0.0	0.0	33.5	
		2Rtn 5.5	5.4	5.7	5.6	6.2	6.2	6.5	5.6	0.0	29.1	62.6

		J1	J2	J3	J4	J8	J9	J10	Diff	Add	Sum	Total	
12	Leanne Van Rensburg / Hayley Pierce [Australia]												
		1Rtn	7.9	8.7	8.4	8.6	9.4	9.3	9.3	0.0	0.0	35.6	
		2Rtn	3.9	4.1	3.6	4.1	4.8	4.9	4.9	4.2	0.0	22.0	57.6












2010 Indo Pacific Trampoline Tumbling Championships

RESULT QUALIFICATION



[17+ Years Men]

Superior Judge	Belinda Cox	AUS
Assistant	Endo Yoshimi	JPN
Execution		
J1	Haya Tomoko	JPN
J2	Louisa Phillipson	AUS
J3	Maree Calder	NZL
J4	Yamazaki Shizue	JPN
Synchronize		
J8	Nakashima Emiko	JPN
J9	Damian Ryan	AUS
J10	Morita Hirofumi	JPN
Difficulty		
J6	Morita Tetsuro	JPN
J7	Muto Shinya	JPN
Recorder		
Chief	Kobayashi Akitomo	JPN
Sub	Saito Tetsuya	JPN

		J1	J2	J3	J4	J8	J9	J10	Diff	Add	Sum	Total
1	Shaun Swadling / Ty Swadling [Australia] 	1Rtn 8.7 2Rtn 8.1	8.6 8.2	8.5 8.2	8.6 8.0	9.7 9.9	9.6 9.6	9.3 9.7	0.0 13.1	0.0 0.0	36.4 48.8	85.2
2	Yuta Otonari / Yu Oikawa [Japan] 	1Rtn 8.3 2Rtn 8.2	8.3 8.0	8.3 7.7	8.1 8.0	9.6 9.7	9.5 9.7	9.6 9.4	0.0 11.2	0.0 0.0	35.8 46.6	82.4
3	Ryutaro Otani / Ryo Shiranuka [Japan] 	1Rtn 8.5 2Rtn 8.1	8.1 8.0	8.7 8.0	8.2 7.8	9.5 9.2	9.7 9.4	9.6 9.4	0.0 9.9	0.0 0.0	35.9 44.7	80.6
4	Yusei Nakao / Kazune Chiba [Japan] 	1Rtn 7.7 2Rtn 7.7	8.0 7.5	7.6 8.1	7.8 7.6	9.5 9.6	9.7 9.7	9.4 9.7	0.0 9.1	0.0 0.0	34.5 43.8	78.3
5	Shinichi Setani / Kento Akai [Japan] 	1Rtn 8.4 2Rtn 6.7	8.0 7.7	8.3 7.3	7.5 7.3	9.6 8.7	9.6 8.5	9.3 8.4	0.0 10.8	0.0 0.0	35.5 42.4	77.9
6	Callum Schmidt / Matt Kyne [New Zealand] 	1Rtn 8.1 2Rtn 4.7	7.8 4.6	8.4 4.8	7.7 4.4	9.8 5.5	9.8 5.7	9.5 5.6	0.0 3.8	0.0 0.0	35.5 24.3	59.8
7	Kohei Uchida / Mitsuaki Kawasuso [Japan] 	1Rtn 3.8 2Rtn 7.5	3.7 7.6	3.9 7.6	3.6 7.4	4.4 9.0	4.5 9.3	4.5 9.4	0.0 8.1	0.0 0.0	16.5 41.8	58.3
8	Matthew Delforce / Patrick Cooper [Australia] 	1Rtn 8.6 2Rtn 3.1	8.2 3.1	8.5 2.8	8.7 2.9	9.8 3.4	9.8 3.5	9.8 3.4	0.0 5.0	0.0 0.0	36.7 17.8	54.5
9	Takuya Imada / Musashi Shimo [Japan] 	1Rtn 3.0 2Rtn 7.0	3.0 7.6	3.0 7.2	3.0 7.7	3.0 8.1	3.0 8.7	3.0 8.3	0.0 8.2	0.0 0.0	12.0 39.6	51.6















2010 Indo Pacific Trampoline Tumbling Championships

RESULT QUALIFICATION



[17+ Years Women]

Superior Judge	Belinda Cox	AUS
Assistant	Endo Yoshimi	JPN
Execution		
J1	Haya Tomoko	JPN
J2	Louisa Phillipson	AUS
J3	Maree Calder	NZL
J4	Yamazaki Shizue	JPN
Synchronize		
J8	Nakashima Emiko	JPN
J9	Damian Ryan	AUS
J10	Morita Hirofumi	JPN
Difficulty		
J6	Morita Tetsuro	JPN
J7	Muto Shinya	JPN
Recorder		
Chief	Kobayashi Akitomo	JPN
Sub	Saito Tetsuya	JPN

		J1	J2	J3	J4	J8	J9	J10	Diff	Add	Sum	Total
1	Mayu Otani / Makiko Otonari [Japan]											
		1Rtn 8.1	8.4	8.4	8.3	9.5	9.9	9.7	0.0	0.0	36.1	
		2Rtn 8.4	8.2	8.3	8.0	9.9	9.8	9.8	8.9	0.0	45.0	81.1
2	Tamami Yasuda / Misaki Chiba [Japan]											
		1Rtn 8.3	8.3	8.4	7.9	9.4	9.0	9.4	0.0	0.0	35.4	
		2Rtn 8.5	7.9	8.1	7.7	9.6	9.8	9.7	7.7	0.0	43.1	78.5
3	Jessie Tulett / Kaitlyn Duignan [Australia]											
		1Rtn 8.0	8.1	7.8	8.1	9.5	8.9	9.8	0.0	0.0	35.1	
		2Rtn 7.4	7.8	7.1	7.7	9.3	9.0	9.0	8.5	0.0	41.6	76.7
4	Makiko Itai / Misaki Kurata [Japan]											
		1Rtn 7.9	7.9	7.7	7.7	9.4	9.7	9.5	0.0	0.0	34.6	
		2Rtn 7.6	7.9	7.6	7.6	9.6	9.6	9.3	7.6	0.0	42.0	76.6
5	Nanae Tada / Moe Yasui [Japan]											
		1Rtn 7.6	8.1	7.3	8.0	9.6	9.7	9.2	0.0	0.0	34.8	
		2Rtn 7.9	8.0	7.8	8.0	9.6	9.8	9.6	6.3	0.0	41.4	76.2
6	Chelsea Nerpio / Anita Cirillo [Canada]											
		1Rtn 8.2	7.8	8.4	7.6	9.2	9.0	9.2	0.0	0.0	34.4	
		2Rtn 8.0	7.6	7.8	7.7	8.4	8.3	8.5	9.4	0.0	41.7	76.1
7	Katelyn Reyne / Kelsie Henry [Australia]											
		1Rtn 8.1	7.7	8.2	7.1	9.8	9.7	9.4	0.0	0.0	35.2	
		2Rtn 7.8	7.0	7.5	7.0	8.9	8.8	9.0	8.4	0.0	40.7	75.9
8	Jordyn McLean / Josie Te Rata [New Zealand]											
		1Rtn 7.7	8.1	7.5	7.7	9.0	8.9	8.9	0.0	0.0	33.2	
		2Rtn 7.4	7.8	7.2	7.6	9.1	8.8	9.2	7.6	0.0	40.8	74.0
9	Katy Neville / Sarah Deverell [New Zealand]											
		1Rtn 7.7	7.4	7.7	6.7	9.6	9.5	9.4	0.0	0.0	34.1	
		2Rtn 7.8	7.1	7.9	7.0	9.5	9.5	9.2	6.0	0.0	39.9	74.0
10	Hiromi Nagaoka / Kazumi Kitasaki [Japan]											
		1Rtn 7.9	8.0	7.5	7.8	8.4	8.2	7.8	0.0	0.0	32.1	
		2Rtn 7.7	8.0	7.5	7.9	8.8	8.7	9.0	8.2	0.0	41.4	73.5
11	Christine Hansen / Lanthe Louw [South Africa]											
		1Rtn 2.8	3.0	2.8	3.0	3.9	3.9	3.8	0.0	0.3	13.3	
		2Rtn 7.0	7.4	7.0	7.3	8.9	9.1	8.7	8.1	0.0	40.2	53.5
12	Sakina Yamashita / Risa Takayama [Japan]											
		1Rtn 0.7	0.8	0.8	0.8	0.8	0.7	0.7	0.0	0.0	3.0	
		2Rtn 7.6	7.8	7.2	7.7	8.6	9.4	8.4	8.1	0.0	40.6	43.6








2010 Indo Pacific Trampoline Tumbling Championships

RESULT QUALIFICATION



[Open Men]

Superior Judge	Belinda Cox	AUS
Assistant	Endo Yoshimi	JPN
Execution		Synchronize
J1	Haya Tomoko	JPN
J2	Louisa Phillipson	AUS
J3	Maree Calder	NZL
J4	Yamazaki Shizue	JPN
J8	Nakashima Emiko	JPN
J9	Damian Ryan	AUS
J10	Morita Hirofumi	JPN
Difficulty		Recorder
J6	Morita Tetsuro	JPN
J7	Muto Shinya	JPN
Chief	Kobayashi Akitomo	JPN
Sub	Saito Tetsuya	JPN

		J1	J2	J3	J4	J8	J9	J10	Diff	Add	Sum	Total
1	Kierran Tuhi / Philip Henry [New Zealand]											
		1Rtn 7.7	8.0	8.1	8.2	9.7	9.6	9.6	2.2	0.0	37.5	
		2Rtn 7.7	7.5	7.8	7.7	9.3	9.3	8.9	8.2	0.0	42.2	79.7
2	Yosuke Miyazaki / Shinya Fujii [Japan]											
		1Rtn 5.2	5.6	5.3	5.5	6.5	6.6	6.6	2.3	0.0	26.3	
		2Rtn 6.8	7.9	7.6	7.5	9.0	9.3	9.0	8.1	0.0	41.2	67.5
3	Jack Penny / Jarrod Spear [Australia]											
		1Rtn 8.3	8.0	8.5	8.2	9.8	9.5	9.8	3.1	0.3	38.9	
		2Rtn 3.0	2.8	3.0	2.8	3.7	3.9	3.8	6.0	0.0	19.4	58.3
4	Blake Gaudry / William Morris [Australia]											
		1Rtn 8.7	8.4	8.7	8.7	9.9	9.9	9.9	3.0	0.0	40.2	
		2Rtn 2.1	2.4	2.1	2.2	2.5	2.6	2.6	4.9	0.0	14.4	54.6
5	Yuya Shirasaki / Naoki Miyachi [Japan]											
		1Rtn 8.5	8.3	8.8	8.6	9.6	9.7	9.8	1.5	0.0	38.0	
		2Rtn 0.8	0.8	0.7	0.8	1.0	1.0	1.0	1.5	0.0	5.1	43.1






2010 Indo Pacific Trampoline Tumbling Championships

RESULT QUALIFICATION



【Open Women】

Superior Judge	Belinda Cox	AUS
Assistant	Endo Yoshimi	JPN
Execution		
J1	Haya Tomoko	JPN
J2	Louisa Phillipson	AUS
J3	Maree Calder	NZL
J4	Yamazaki Shizue	JPN
Synchronize		
J8	Nakashima Emiko	JPN
J9	Damian Ryan	AUS
J10	Morita Hirofumi	JPN
Difficulty		
J6	Morita Tetsuro	JPN
J7	Muto Shinya	JPN
Recorder		
Chief	Kobayashi Akitomo	JPN
Sub	Saito Tetsuya	JPN

		J1	J2	J3	J4	J8	J9	J10	Diff	Add	Sum	Total
1	Christine Jenkins / Aslin Styles [Australia]											
		1Rtn 8.4	8.3	8.4	8.1	9.5	9.7	9.6	2.0	0.0	37.9	
		2Rtn 7.8	8.1	7.8	7.7	9.6	9.4	9.6	9.0	0.0	43.8	81.7
2	Mao Kuramochi / Erika Matsuo [Japan]											
		1Rtn 7.8	8.2	7.9	8.2	9.2	9.4	9.3	2.7	0.0	37.4	
		2Rtn 8.0	7.7	7.9	7.8	9.3	9.1	9.0	9.6	0.0	43.5	80.9
3	Natsuko Ueda / Ayano Kawasaki [Japan]											
		1Rtn 7.7	7.8	7.9	7.7	9.6	9.7	9.7	1.6	0.0	36.5	
		2Rtn 7.8	7.8	7.6	7.8	10.0	10.0	10.0	8.1	0.0	43.7	80.2



2010 Indo Pacific Trampoline Tumbling Championships

RESULT FINAL

[13 - 14 Years Men]



Superior Judge **Haya Tomoko** JPN
 Assistant **Endo Yoshimi** JPN

Execution		
J1	Nakashima Emiko	JPN
J2	Louisa Phillipson	AUS
J3	Helen Van Der Walt	RSA
J4	Yamazaki Shizue	JPN
Difficulty		
J6	Morita Tetsuro	JPN
J7	Muto Shinya	JPN

Synchronize		
J8	Michel Jennings	AUS
J9	Daphne Stringer	NZL
J10	Cassie Siwek	CAN
Recorder		
Chief	Kobayashi Akitomo	JPN
Sub	Saito Tetsuya	JPN

Rank		J1	J2	J3	J4	J8	J9	J10	Diff.	Sum.	Total	
1	Ryo Ando / Yuya Nakanishi [Japan]	Op. 7.6	7.8	7.5	7.8	9.3	9.5	9.2	10.0	0.0	44.0 (2)	87.6
		Final 7.6	8.1	7.7	7.7	9.0	9.1	9.2	10.0	0.0	43.6	
2	Aidan Collins / Hugh McConnell [Australia]	Op. 7.8	8.3	7.4	8.0	9.8	9.8	9.8	8.5	0.0	43.9 (3)	87.2
		Final 8.1	8.2	7.5	8.1	9.3	9.7	9.3	8.5	0.0	43.3	
3	Dominic Clarke / Oliver McGrath [Australia]	Op. 7.7	7.7	7.8	7.2	9.0	8.6	8.1	8.4	0.0	41.0 (6)	83.0
		Final 8.0	7.5	7.7	7.5	9.2	9.2	8.9	8.4	0.0	42.0	
4	Shinya Nagata / Kaname Osaki [Japan]	Op. 7.8	7.5	7.8	7.4	9.5	9.2	9.1	8.2	0.0	41.9 (4)	82.6
		Final 7.7	7.7	7.6	7.6	8.6	8.8	8.3	8.2	0.0	40.7	
5	Cameron Quinlan / Ben Blais [Canada]	Op. 7.4	7.5	7.5	7.4	7.9	7.9	7.8	7.6	0.0	38.3 (10)	79.9
		Final 7.8	7.9	7.8	7.6	9.2	9.2	8.8	7.6	0.0	41.6	
6	Kei Shibao / Takuma Fukudome [Japan]	Op. 7.8	7.3	7.7	7.7	8.8	8.9	8.5	6.5	0.0	39.5 (8)	79.4
		Final 7.9	7.1	7.8	7.6	9.0	9.2	8.9	6.5	0.0	39.9	
7	Yuya Nagai / Yuki Ichikawa [Japan]	Op. 7.6	7.3	7.4	7.7	9.1	9.5	9.5	7.1	0.0	41.1 (5)	75.6
		Final 7.6	7.0	7.5	7.2	6.6	6.6	6.5	6.6	0.0	34.5	
8	Ryunosuke Fujita / Ryosuke Sakai [Japan]	Op. 8.2	8.4	7.7	7.7	9.7	9.7	9.3	10.3	0.0	45.6 (1)	73.3
		Final 4.8	4.7	4.8	4.7	5.3	5.8	5.7	6.8	0.0	27.7	
9	Zander Biewenga / Chezwin Timm [South Africa]	Op. 6.1	6.4	6.2	6.5	6.9	6.8	6.6	8.2	0.3	34.1 (11)	56.5
		Final 3.6	3.9	3.7	3.9	4.8	4.7	4.8	5.5	0.3	22.4	
10	Blake Rutherford / Curtis Booth [Australia]	Op. 7.5	7.9	7.4	7.6	9.2	8.5	8.2	8.4	0.3	40.2 (7)	54.4
		Final 2.4	2.6	2.4	2.3	3.0	3.0	2.9	3.4	0.0	14.2	



2010 Indo Pacific Trampoline Tumbling Championships

RESULT FINAL

【TRA-Individual 10 - 12 Years Men】



Chair of Judges' Panel Belinda Cox

AUS

Execution











J1	Nakashima Emiko	JPN
J2	Cassie Siwek	CAN
J3	Helen Van Der Walt	RSA
J4	Daphne Stringer	NZL
J5	Yamazaki Shizue	JPN

Difficulty

J6	Haya Tomoko	JPN
J7	Louisa Phillipson	AUS

Recorder

	Kobayashi Akitomo	JPN
	Sub. Saitoh Tetsuya	JPN

			J1	J2	J3	J4	J5	Diff	Pen	Sum	Total
1	 Takato Nakazono	Op.	8.1000	8.3000	8.4000	7.9000	8.0000	8.70	0.0	33.100	66.400
	Japan	Final	8.3000	8.6000	8.0000	8.0000	8.3000	8.70	0.0	33.300	
2	 Ryosuke Shintani	Op.	8.1000	8.3000	7.9000	7.9000	8.0000	8.80	0.0	32.800	64.800
	Japan	Final	7.6000	8.0000	8.0000	7.5000	7.6000	8.80	0.0	32.000	
3	 Toma Miyano	Op.	7.6000	7.8000	7.8000	7.5000	7.6000	8.80	0.0	31.800	63.900
	Japan	Final	7.8000	8.3000	7.8000	7.7000	7.7000	8.80	0.0	32.100	
4	 Tatsuya Nakanishi	Op.	7.3000	7.3000	7.3000	7.2000	7.3000	9.70	0.0	31.600	63.400
	Japan	Final	7.4000	7.4000	7.8000	6.8000	7.3000	9.70	0.0	31.800	
5	 Lachie Smith	Op.	7.5000	7.4000	7.9000	7.8000	7.8000	8.00	0.0	31.100	62.100
	New Zealand	Final	7.6000	7.7000	7.2000	7.7000	7.7000	8.00	0.0	31.000	
6	 Ben Blais	Op.	6.9000	7.1000	7.7000	6.6000	7.0000	7.80	0.0	28.800	59.300
	Canada	Final	7.4000	7.5000	7.8000	6.9000	6.9000	8.70	0.0	30.500	
7	 William Thomas Wait	Op.	6.3000	6.7000	6.5000	6.0000	6.7000	5.30	0.0	24.800	49.500
	South Africa	Final	6.4000	6.3000	6.7000	6.0000	6.9000	5.30	0.0	24.700	
8	 Ruben Bester	Op.	6.4000	6.1000	6.1000	5.6000	6.0000	5.20	0.0	23.400	45.900
	South Africa	Final	5.9000	5.6000	5.8000	5.6000	6.0000	5.20	0.0	22.500	
9	 Cooper McClymont	Op.	7.4000	7.5000	8.0000	7.8000	7.2000	8.40	0.0	31.100	44.900
	Australia	Final	3.2000	3.3000	3.1000	3.1000	3.2000	4.30	0.0	13.800	
10	 Jared Archer	Op.	2.1000	1.9000	2.1000	2.0000	2.1000	3.40	0.0	9.600	18.900
	Australia	Final	2.0000	1.8000	2.1000	1.8000	2.1000	3.40	0.0	9.300	



2010 Indo Pacific Trampoline Tumbling Championships

RESULT FINAL

【TRA-Individual 10 - 12 Years Women】



Chair of Judges' Panel Belinda Cox

AUS

Execution











J1	Nakashima Emiko	JPN
J2	Cassie Siwek	CAN
J3	Helen Van Der Walt	RSA
J4	Daphne Stringer	NZL
J5	Yamazaki Shizue	JPN

Difficulty

J6	Haya Tomoko	JPN
J7	Louisa Phillipson	AUS

Recorder

	Kobayashi Akitomo	JPN
	Sub. Saitoh Tetsuya	JPN

			J1	J2	J3	J4	J5	Diff	Pen	Sum	Total
1		Yuki Nakamura	Op. 7.7000	8.0000	7.0000	7.6000	7.9000	10.00	0.0	33.200	65.200
		Japan	Final 7.6000	8.0000	6.7000	7.0000	7.4000	10.00	0.0	32.000	
2		Ngareta Wicksteed	Op. 8.1000	8.4000	7.7000	8.1000	7.8000	8.00	0.0	32.000	64.299
		New Zealand	Final 8.1000	8.2000	8.1000	8.0000	8.1000	8.00	0.0	32.299	
3		Oka Sugitani	Op. 7.8000	8.1000	7.5000	8.0000	7.9000	8.20	0.0	31.900	63.999
		Japan	Final 8.0000	8.1000	7.7000	8.0000	7.9000	8.20	0.0	32.099	
4		Hinano Fuse	Op. 7.8000	7.9000	7.6000	7.6000	7.9000	8.50	0.0	31.800	63.700
		Japan	Final 7.9000	8.3000	7.7000	7.4000	7.8000	8.50	0.0	31.900	
5		Alexa Kennedy	Op. 7.5000	7.8000	7.8000	7.8000	7.6000	8.40	0.0	31.600	63.300
		New Zealand	Final 7.8000	8.1000	7.8000	7.6000	7.7000	8.40	0.0	31.700	
6		Rosie Gordon	Op. 7.9000	7.5000	7.7000	7.8000	7.7000	8.10	0.0	31.300	62.800
		New Zealand	Final 7.9000	7.8000	7.6000	7.7000	7.9000	8.10	0.0	31.500	
7		Calista Theron	Op. 7.4000	7.8000	7.6000	7.7000	7.7000	7.10	0.0	30.100	59.300
		Australia	Final 7.3000	7.8000	7.0000	7.3000	7.5000	7.10	0.0	29.200	
8		Billie-Lee Goodman	Op. 7.3000	7.3000	7.6000	7.3000	7.3000	6.90	0.0	28.800	58.800
		Australia	Final 7.6000	7.7000	7.8000	7.8000	7.5000	6.90	0.0	30.000	
9		Olivia Davies	Op. 5.3000	5.5000	5.6000	5.4000	5.6000	8.50	0.0	25.000	54.700
		Australia	Final 7.3000	7.2000	7.0000	7.0000	6.6000	8.50	0.0	29.700	
10		Michaela Mentz	Op. 6.7000	6.6000	6.7000	6.4000	6.5000	7.70	0.0	27.500	54.599
		South Africa	Final 6.4000	6.4000	6.7000	6.3000	6.6000	7.70	0.0	27.099	



2010 Indo Pacific Trampoline Tumbling Championships

RESULT FINAL

【TRA-Individual 13 - 14 Years Men】



Chair of Judges' Panel Belinda Cox

AUS

Execution

J1	Nakashima Emiko	JPN
J2	Cassie Siwek	CAN
J3	Helen Van Der Walt	RSA
J4	Damian Ryan	AUS
J5	Vicki Humphreys	NZL

Difficulty

J6	Haya Tomoko	JPN
J7	Louisa Phillipson	AUS

Recorder

	Kobayashi Akitomo	JPN
	Sub. Saitoh Tetsuya	JPN

			J1	J2	J3	J4	J5	Diff	Pen	Sum	Total	
1		Ryunosuke Fujita 652770	1Rtn	0.0000	0.0000	0.0000	0.0000	0.0000	0.00	0.000	73.300	
			2Rtn	7.5000	8.0000	7.8000	8.0000	7.9000	12.70	0.0		36.400
			Final	8.0000	8.3000	8.0000	8.2000	8.0000	12.70	0.0		36.900
2		Yuya Nakanishi 652243	1Rtn	0.0000	0.0000	0.0000	0.0000	0.0000	0.00	0.000	69.300	
			2Rtn	8.0000	8.1000	8.1000	8.6000	8.1000	10.90	0.0		35.200
			Final	7.7000	7.7000	7.5000	8.2000	8.1000	10.60	0.0		34.100
3		Blake Rutherford 991399	1Rtn	0.0000	0.0000	0.0000	0.0000	0.0000	0.00	0.000	67.000	
			2Rtn	7.7000	7.4000	7.5000	7.6000	7.6000	10.40	0.0		33.100
			Final	8.1000	7.8000	7.2000	7.9000	7.8000	10.40	0.0		33.900
4		Cameron Quinlan 991319	1Rtn	0.0000	0.0000	0.0000	0.0000	0.0000	0.00	0.000	65.100	
			2Rtn	7.7000	7.5000	7.6000	7.8000	7.7000	9.70	0.0		32.700
			Final	7.8000	7.6000	7.2000	7.5000	7.6000	9.70	0.0		32.400
5		Dominic Clarke 991393	1Rtn	0.0000	0.0000	0.0000	0.0000	0.0000	0.00	0.000	65.100	
			2Rtn	8.1000	8.1000	7.8000	7.7000	7.7000	9.50	0.0		33.100
			Final	7.6000	7.7000	7.4000	7.5000	7.4000	9.50	0.0		32.000
6		Nelson McCallum 991270	1Rtn	0.0000	0.0000	0.0000	0.0000	0.0000	0.00	0.000	63.200	
			2Rtn	7.3000	7.6000	7.2000	7.7000	7.5000	8.90	0.0		31.300
			Final	7.7000	7.7000	7.5000	7.8000	7.6000	8.90	0.0		31.900
7		Curtis Booth 991387	1Rtn	0.0000	0.0000	0.0000	0.0000	0.0000	0.00	0.000	61.000	
			2Rtn	8.2000	7.9000	8.0000	8.1000	7.6000	9.40	0.0		33.400
			Final	6.8000	6.7000	6.3000	6.7000	6.3000	7.90	0.0		27.600
8		Chezwin Timm 991416	1Rtn	0.0000	0.0000	0.0000	0.0000	0.0000	0.00	0.000	59.600	
			2Rtn	6.7000	6.6000	7.1000	6.8000	6.7000	9.40	0.0		29.600
			Final	6.8000	6.7000	7.1000	6.9000	6.9000	9.40	0.0		30.000
9		Ryo Ando 652122	1Rtn	0.0000	0.0000	0.0000	0.0000	0.0000	0.00	0.000	59.300	
			2Rtn	8.0000	7.7000	7.7000	8.2000	7.9000	11.10	0.0		34.700
			Final	5.5000	5.2000	5.5000	5.6000	5.5000	8.10	0.0		24.600
10		Zander Biewenga 991415	1Rtn	0.0000	0.0000	0.0000	0.0000	0.0000	0.00	0.000	50.400	
			2Rtn	6.9000	7.1000	7.0000	7.1000	6.8000	11.80	0.0		32.800
			Final	3.8000	3.6000	3.5000	3.6000	3.7000	6.70	0.0		17.600



2010 Indo Pacific Trampoline Tumbling Championships

RESULT FINAL

【TRA-Individual 13 - 14 Years Women】



Chair of Judges' Panel Belinda Cox

AUS

Execution

J1 Nakashima Emiko JPN
J2 Cassie Siwek CAN
J3 Helen Van Der Walt RSA
J4 Damian Ryan AUS
J5 Vicki Humphreys NZL

Difficulty

J6 Haya Tomoko JPN
J7 Louisa Phillipson AUS

Recorder

Kobayashi Akitomo JPN
 Sub. Saitoh Tetsuya JPN

			J1	J2	J3	J4	J5	Diff	Pen	Sum	Total	
1		Megu Uyama 652670 Japan	1Rtn	0.0000	0.0000	0.0000	0.0000	0.0000	0.00	0.0	0.000	69.400
			2Rtn	7.6000	7.7000	7.7000	8.1000	7.8000	11.50	0.0	34.700	
			Final	7.5000	7.8000	7.6000	8.2000	7.8000	11.50	0.0	34.700	
2		Yuri Murayama 652588 Japan	1Rtn	0.0000	0.0000	0.0000	0.0000	0.0000	0.00	0.0	0.000	69.200
			2Rtn	7.5000	7.7000	7.2000	7.6000	7.5000	10.80	0.0	33.400	
			Final	8.3000	8.4000	7.9000	8.1000	7.9000	11.50	0.0	35.800	
3		Rana Nakano 651649 Japan	1Rtn	0.0000	0.0000	0.0000	0.0000	0.0000	0.00	0.0	0.000	68.500
			2Rtn	7.7000	8.6000	7.7000	8.2000	8.2000	10.30	0.0	34.400	
			Final	7.9000	8.3000	7.7000	8.0000	7.9000	10.30	0.0	34.100	
4		Nikita Wilson-Beddoe 991366 Australia	1Rtn	0.0000	0.0000	0.0000	0.0000	0.0000	0.00	0.0	0.000	67.100
			2Rtn	8.2000	8.5000	8.1000	8.2000	8.3000	9.10	0.0	33.800	
			Final	8.1000	8.1000	8.0000	8.2000	7.7000	9.10	0.0	33.300	
5		Claire Arthur 991363 Australia	1Rtn	0.0000	0.0000	0.0000	0.0000	0.0000	0.00	0.0	0.000	65.400
			2Rtn	8.1000	8.0000	7.8000	8.1000	8.2000	9.10	0.0	33.300	
			Final	7.8000	7.8000	7.5000	7.9000	7.5000	9.00	0.0	32.100	
6		Abby Roper 991268 New Zealand	1Rtn	0.0000	0.0000	0.0000	0.0000	0.0000	0.00	0.0	0.000	63.600
			2Rtn	8.0000	8.2000	7.8000	7.4000	8.1000	8.10	0.0	32.000	
			Final	7.7000	8.3000	8.0000	7.8000	7.6000	8.10	0.0	31.600	
7		Abbie Watts 991367 Australia	1Rtn	0.0000	0.0000	0.0000	0.0000	0.0000	0.00	0.0	0.000	63.000
			2Rtn	7.0000	6.7000	7.3000	7.4000	7.5000	9.70	0.0	31.400	
			Final	7.3000	7.0000	7.3000	7.3000	7.5000	9.70	0.0	31.600	
8		Bonnie Davis 991269 New Zealand	1Rtn	0.0000	0.0000	0.0000	0.0000	0.0000	0.00	0.0	0.000	60.300
			2Rtn	7.7000	8.0000	7.9000	7.6000	7.6000	6.90	0.0	30.100	
			Final	7.9000	7.7000	7.9000	7.7000	7.7000	6.90	0.0	30.200	
9		Tatum Sawa 991304 Canada	1Rtn	0.0000	0.0000	0.0000	0.0000	0.0000	0.00	0.0	0.000	60.300
			2Rtn	7.4000	7.3000	7.6000	7.3000	7.1000	8.30	0.0	30.300	
			Final	7.3000	7.1000	7.3000	7.2000	7.2000	8.30	0.0	30.000	
10		Hannah Popoff 991303 Canada	1Rtn	0.0000	0.0000	0.0000	0.0000	0.0000	0.00	0.0	0.000	59.000
			2Rtn	7.8000	7.9000	7.8000	7.8000	7.9000	7.60	0.0	31.100	
			Final	6.7000	7.2000	7.0000	7.2000	7.1000	6.60	0.0	27.900	



2010 Indo Pacific Trampoline Tumbling Championships

RESULT FINAL

【TRA-Individual 15 - 16 Years Men】



Chair of Judges' Panel Haya Tomoko

JPN

Execution

J1	Nakashima Emiko	JPN
J2	Cassie Siwek	CAN
J3	Yamazaki Shizue	JPN
J4	Maree Calder	NZL
J5	Louisa Phillipson	AUS

Difficulty

J6	Belinda Cox	AUS
J7	Morita Hirofumi	JPN

Recorder

	Kobayashi Akitomo	JPN
	Sub. Saitoh Tetsuya	JPN

			J1	J2	J3	J4	J5	Diff	Pen	Sum	Total	
1		Daiki Kishi	1Rtn	8.4000	8.6000	8.4000	8.9000	8.5000	0.00	0.0	25.500	100.000
			2Rtn	8.2000	8.4000	8.2000	7.7000	7.9000	13.10	0.0	37.400	
			Final	7.9000	8.2000	7.9000	8.2000	7.8000	13.10	0.0	37.100	
2		Toshiharu Kiguchi	1Rtn	8.2000	8.3000	8.4000	8.2000	8.8000	0.00	0.0	24.900	99.000
			2Rtn	7.2000	7.2000	7.5000	7.1000	7.1000	15.10	0.0	36.600	
			Final	7.3000	7.5000	7.4000	7.5000	7.6000	15.10	0.0	37.500	
3		Ryo Shiranuka	1Rtn	8.5000	8.7000	8.4000	8.8000	8.8000	0.00	0.0	26.000	97.800
			2Rtn	7.7000	7.6000	7.7000	7.5000	7.5000	12.90	0.0	35.700	
			Final	7.8000	7.7000	7.7000	7.8000	7.7000	12.90	0.0	36.100	
4		Kosuke Suzuki	1Rtn	8.1000	8.1000	8.2000	8.3000	8.1000	0.00	0.0	24.400	97.600
			2Rtn	8.0000	7.9000	8.1000	7.0000	7.6000	12.70	0.0	36.200	
			Final	8.1000	8.1000	8.2000	7.5000	8.1000	12.70	0.0	37.000	
5		Joshua Mobbs	1Rtn	8.4000	8.2000	8.3000	8.1000	8.8000	0.00	0.0	24.900	90.200
			2Rtn	7.3000	7.1000	7.6000	7.2000	7.5000	10.50	0.0	32.500	
			Final	7.4000	7.0000	7.4000	7.5000	7.6000	10.50	0.0	32.800	
6		Brett Babcock	1Rtn	7.6000	8.0000	7.5000	8.0000	7.9000	0.00	0.0	23.500	90.100
			2Rtn	7.2000	7.2000	7.0000	7.2000	7.3000	11.00	0.0	32.600	
			Final	7.5000	7.6000	7.7000	7.7000	7.9000	11.00	0.0	34.000	
7		Trevor Stirling	1Rtn	7.6000	7.8000	7.4000	7.7000	8.0000	0.00	0.0	23.100	85.500
			2Rtn	7.3000	7.2000	6.9000	7.1000	7.1000	11.30	0.0	32.700	
			Final	7.0000	6.9000	7.4000	7.4000	7.3000	8.00	0.0	29.700	
8		Matthew Weal	1Rtn	8.5000	8.4000	8.4000	8.8000	9.1000	0.00	0.0	25.700	80.600
			2Rtn	7.6000	7.5000	7.5000	7.6000	7.7000	12.20	0.0	34.900	
			Final	4.8000	4.8000	4.7000	4.8000	4.9000	5.60	0.0	20.000	
9		Bryce Wareham	1Rtn	8.0000	7.2000	7.7000	7.9000	8.3000	0.00	0.0	23.600	73.600
			2Rtn	5.6000	4.8000	5.3000	5.4000	5.1000	12.00	0.0	27.800	
			Final	4.7000	4.4000	4.5000	4.7000	4.7000	8.30	0.0	22.200	
10		Alon Kruger	1Rtn	7.7000	7.8000	7.6000	7.9000	7.8000	0.00	0.0	23.300	57.700
			2Rtn	7.5000	7.7000	7.4000	7.3000	7.8000	8.20	0.0	30.800	
			Final	0.7000	0.8000	0.6000	0.8000	0.8000	1.30	0.0	3.600	



2010 Indo Pacific Trampoline Tumbling Championships

RESULT FINAL

【TRA-Individual 15 - 16 Years Women】



Chair of Judges' Panel Haya Tomoko

JPN

Execution

J1	Nakashima Emiko	JPN
J2	Cassie Siwek	CAN
J3	Yamazaki Shizue	JPN
J4	Maree Calder	NZL
J5	Louisa Phillipson	AUS

Difficulty

J6	Belinda Cox	AUS
J7	Morita Hirofumi	JPN

Recorder

Kobayashi Akitomo	JPN
Sub. Saitoh Tetsuya	JPN

			J1	J2	J3	J4	J5	Diff	Pen	Sum	Total	
1		Haruo Yamaguchi 652084 Japan	1Rtn	8.5000	8.6000	8.6000	8.2000	8.4000	0.00	0.0	25.500	92.600
			2Rtn	7.6000	8.2000	7.8000	7.5000	8.1000	9.40	0.0	32.900	
			Final	8.3000	8.8000	8.1000	8.2000	8.3000	9.40	0.0	34.200	
2		Penny Bennett 991264 New Zealand	1Rtn	8.3000	8.4000	8.4000	8.7000	8.8000	0.00	0.0	25.500	91.700
			2Rtn	7.5000	7.5000	7.4000	7.4000	7.4000	9.60	0.0	31.900	
			Final	8.2000	8.4000	8.0000	7.8000	8.3000	9.80	0.0	34.300	
3		Emily O'Connor 991346 Australia	1Rtn	8.2000	8.4000	8.2000	8.7000	8.4000	0.00	0.0	25.000	91.600
			2Rtn	7.6000	7.4000	7.1000	7.5000	7.4000	10.70	0.0	33.000	
			Final	7.7000	7.8000	7.5000	7.7000	7.4000	10.70	0.0	33.600	
4		Leanne Van Rensburg 991371 Australia	1Rtn	8.2000	8.6000	8.2000	8.9000	8.8000	0.00	0.0	25.600	91.600
			2Rtn	7.5000	7.7000	7.8000	7.3000	7.3000	10.20	0.0	32.700	
			Final	8.0000	7.7000	7.7000	7.6000	7.7000	10.20	0.0	33.300	
5		Misaki Chiba 651099 Japan	1Rtn	7.9000	8.4000	8.3000	8.5000	8.6000	0.00	0.0	25.200	91.100
			2Rtn	7.8000	8.2000	7.8000	8.3000	8.3000	9.10	0.0	33.400	
			Final	7.6000	7.9000	7.7000	7.8000	7.9000	9.10	0.0	32.500	
6		Hitomi Tomita 652345 Japan	1Rtn	8.0000	8.1000	8.1000	7.8000	7.7000	0.00	0.0	23.900	90.700
			2Rtn	7.6000	7.8000	7.7000	7.1000	7.4000	10.00	0.0	32.700	
			Final	7.6000	8.2000	7.9000	7.6000	7.5000	11.00	0.0	34.100	
7		Korri Loader 991348 Australia	1Rtn	8.4000	8.2000	8.6000	9.0000	8.4000	0.00	0.0	25.400	90.000
			2Rtn	7.9000	7.7000	8.1000	7.5000	8.0000	9.10	0.0	32.700	
			Final	7.6000	7.3000	7.6000	7.6000	7.7000	9.10	0.0	31.900	
8		Shannon Comeault 991308 Canada	1Rtn	8.1000	8.6000	8.4000	8.2000	8.3000	0.00	0.0	24.600	89.900
			2Rtn	7.8000	8.3000	8.0000	7.4000	8.1000	9.00	0.0	32.900	
			Final	7.9000	8.3000	7.6000	7.4000	7.9000	9.00	0.0	32.400	
9		Poppy Quinlan 991309 Canada	1Rtn	8.0000	7.8000	8.3000	7.9000	8.1000	0.00	0.0	24.000	89.800
			2Rtn	7.6000	7.6000	7.7000	7.4000	7.7000	9.50	0.0	32.400	
			Final	8.2000	8.3000	8.1000	7.6000	7.6000	9.50	0.0	33.400	
10		Georgina Robertson 991265 New Zealand	1Rtn	7.7000	8.3000	8.0000	8.7000	8.2000	0.00	0.0	24.500	86.900
			2Rtn	7.1000	7.0000	7.1000	7.0000	7.1000	8.50	0.0	29.700	
			Final	7.7000	7.9000	7.7000	7.9000	7.5000	9.40	0.0	32.700	



2010 Indo Pacific Trampoline Tumbling Championships

RESULT FINAL

【TRA-Individual 17+ Years Men】



Chair of Judges' Panel Haya Tomoko

JPN

Execution

J1	Nakashima Emiko	JPN
J2	Cassie Siwek	CAN
J3	Lance Henry	NZL
J4	Helen Van Der Walt	RSA
J5	Louisa Phillipson	AUS

Difficulty

J6	Belinda Cox	AUS
J7	Yamazaki Shizue	JPN

Recorder

	Kobayashi Akitomo	JPN
	Sub. Saitoh Tetsuya	JPN

			J1	J2	J3	J4	J5	Diff	Pen	Sum	Total	
1		Amiel Clarke	1Rtn	8.2000	8.6000	8.8000	8.4000	8.6000	0.00	0.0	25.600	99.300
			2Rtn	7.6000	7.8000	7.7000	7.7000	8.2000	13.50	0.0	36.700	
			Canada Final	7.7000	7.6000	7.7000	8.1000	8.1000	13.50	0.0	37.000	
2		William Morris	1Rtn	8.4000	8.8000	8.7000	8.6000	8.8000	0.00	0.0	25.800	97.800
			2Rtn	7.2000	7.2000	7.1000	7.4000	7.0000	13.60	0.0	35.100	
			Australia Final	7.5000	7.7000	7.4000	7.7000	7.9000	14.00	0.0	36.900	
3		Vincent Ng	1Rtn	8.1000	8.6000	8.6000	8.1000	8.4000	0.00	0.0	25.100	97.400
			2Rtn	7.4000	7.6000	7.5000	7.6000	7.4000	13.30	0.0	35.800	
			Canada Final	7.4000	7.9000	7.5000	7.6000	7.9000	13.50	0.0	36.500	
5		Patrick Cooper	1Rtn	8.6000	8.6000	8.6000	8.1000	8.4000	0.00	0.0	25.600	96.300
			2Rtn	7.0000	7.0000	7.0000	7.4000	7.1000	13.70	0.0	34.800	
			Australia Final	7.4000	7.3000	7.2000	7.5000	7.9000	13.70	0.0	35.900	
4		Yuya Otonari	1Rtn	8.5000	8.0000	8.2000	8.1000	8.0000	0.00	0.0	24.300	96.300
			2Rtn	8.0000	7.6000	7.7000	7.6000	8.0000	12.20	0.0	35.500	
			Japan Final	7.9000	8.0000	8.0000	8.0000	7.8000	12.60	0.0	36.500	
6		Yu Oikawa	1Rtn	8.4000	8.0000	8.3000	7.8000	8.2000	0.00	0.0	24.500	96.000
			2Rtn	7.8000	7.8000	7.5000	7.8000	7.7000	12.10	0.0	35.400	
			Japan Final	8.0000	8.0000	8.0000	8.0000	7.9000	12.10	0.0	36.100	
7		Matthew Delforce	1Rtn	8.1000	8.4000	8.6000	8.4000	8.4000	0.00	0.0	25.200	95.400
			2Rtn	8.0000	7.5000	7.9000	8.1000	8.3000	11.50	0.0	35.500	
			Australia Final	8.1000	7.7000	7.5000	7.7000	7.8000	11.50	0.0	34.700	
8		Hiromu Sekiguchi	1Rtn	8.5000	8.4000	8.7000	8.4000	8.5000	0.00	0.0	25.400	95.300
			2Rtn	7.7000	7.2000	7.4000	7.8000	7.2000	12.80	0.0	35.100	
			Japan Final	7.4000	7.3000	7.3000	7.2000	7.6000	12.80	0.0	34.800	
9		James Darroch	1Rtn	8.3000	8.4000	8.7000	9.0000	8.9000	0.00	0.0	26.000	93.500
			2Rtn	7.7000	7.5000	7.8000	8.1000	8.2000	9.20	0.0	32.800	
			New Zealand Final	8.2000	8.6000	8.6000	8.4000	8.5000	9.20	0.0	34.700	
10		Thomas Chambers	1Rtn	8.5000	8.3000	8.7000	8.4000	8.2000	0.00	0.0	25.200	76.000
			2Rtn	7.5000	7.3000	7.5000	7.8000	7.3000	10.70	0.0	33.000	
			Canada Final	3.9000	3.8000	3.7000	3.8000	3.9000	6.30	0.0	17.800	



2010 Indo Pacific Trampoline Tumbling Championships

RESULT FINAL



【TRA-Individual 17+ Years Women】

Chair of Judges' Panel Haya Tomoko

JPN

Execution

J1	Nakashima Emiko	JPN
J2	Cassie Siwek	CAN
J3	Lance Henry	NZL
J4	Helen Van Der Walt	RSA
J5	Louisa Phillipson	AUS

Difficulty

J6	Belinda Cox	AUS
J7	Yamazaki Shizue	JPN

Recorder

	Kobayashi Akitomo	JPN
	Sub. Saitoh Tetsuya	JPN

			J1	J2	J3	J4	J5	Diff	Pen	Sum	Total	
1		Mayu Otani	1Rtn	8.4000	8.6000	9.0000	8.7000	8.3000	0.00	0.0	25.700	95.100
			2Rtn	8.1000	8.2000	8.2000	8.0000	8.3000	10.30	0.0	34.800	
			Japan Final	7.8000	8.2000	8.0000	8.5000	8.1000	10.30	0.0	34.600	
2		Makiko Matsuda	1Rtn	8.2000	8.4000	8.5000	8.6000	8.4000	0.00	0.0	25.300	92.000
			2Rtn	7.4000	7.8000	7.5000	7.6000	7.7000	10.60	0.0	33.400	
			Japan Final	7.5000	7.6000	7.6000	7.7000	7.4000	10.60	0.0	33.300	
3		Kailey McLeod	1Rtn	8.4000	8.6000	8.7000	8.2000	8.3000	0.00	0.0	25.300	91.400
			2Rtn	6.2000	6.6000	5.8000	6.3000	5.7000	12.70	0.0	31.000	
			Canada Final	8.1000	7.7000	7.6000	7.5000	7.6000	12.20	0.0	35.100	
4		Chelsea Nerpio	1Rtn	7.7000	8.2000	8.6000	8.2000	8.4000	0.00	0.0	24.800	90.500
			2Rtn	7.1000	7.4000	7.1000	7.2000	7.2000	10.90	0.0	32.400	
			Canada Final	7.5000	7.6000	7.1000	7.6000	7.3000	10.90	0.0	33.300	
5		Erina Kamimura	1Rtn	8.3000	8.1000	8.1000	7.9000	8.1000	0.00	0.0	24.300	89.900
			2Rtn	7.9000	8.1000	8.4000	8.2000	8.0000	9.00	0.0	33.300	
			Japan Final	7.6000	8.0000	7.9000	7.5000	7.8000	9.00	0.0	32.300	
6		Kaitlyn Duignan	1Rtn	8.4000	8.4000	8.6000	8.3000	8.5000	0.00	0.0	25.000	88.900
			2Rtn	7.6000	7.2000	7.5000	7.6000	7.5000	9.40	0.0	32.000	
			Australia Final	7.3000	7.5000	7.6000	7.4000	7.6000	9.40	0.0	31.900	
7		Josie Te Rata	1Rtn	8.2000	8.1000	8.2000	8.3000	7.7000	0.00	0.0	24.500	88.000
			2Rtn	7.7000	7.4000	7.7000	7.0000	7.2000	9.00	0.0	31.300	
			New Zealand Final	7.9000	7.9000	7.8000	7.5000	7.4000	9.00	0.0	32.200	
8		Christine Jenkins	1Rtn	8.4000	8.8000	9.2000	8.4000	9.3000	0.00	0.0	26.100	82.900
			2Rtn	7.2000	7.1000	7.1000	7.5000	7.4000	11.50	0.0	33.200	
			Australia Final	6.5000	6.0000	6.0000	6.2000	6.6000	4.90	0.0	23.600	
9		Lanthe Louw	1Rtn	7.9000	7.6000	7.5000	8.1000	7.7000	0.00	0.0	23.200	80.900
			2Rtn	7.1000	7.1000	6.8000	7.2000	7.0000	8.90	0.0	30.100	
			South Africa Final	6.5000	6.4000	6.6000	6.6000	6.5000	8.00	0.0	27.600	
10		Anita Cirillo	1Rtn	8.7000	8.7000	8.6000	8.4000	8.4000	0.00	0.0	25.700	60.800
			2Rtn	6.8000	7.1000	6.6000	6.4000	6.7000	11.10	0.0	31.200	
			Canada Final	0.8000	0.8000	0.8000	0.8000	0.7000	1.50	0.0	3.900	



2010 Indo Pacific Trampoline Tumbling Championships

RESULT FINAL



【TRA-Individual Open Men】

Chair of Judges' Panel Haya Tomoko JPN

Execution			Difficulty		
J1	Nakashima Emiko	JPN	J6	Belinda Cox	AUS
J2	Cassie Siwek	CAN	J7	Yamazaki Shizue	JPN
J3	Lance Henry	NZL	Recorder		
J4	Helen Van Der Walt	RSA	Kobayashi Akitomo		
J5	Louisa Phillipson	AUS	Sub. Saitoh Tetsuya		
					JPN

			J1	J2	J3	J4	J5	Diff	Pen	Sum	Total	
1		Ty Swadling	1Rtn	8.7000	8.5000	8.8000	8.8000	8.4000	3.10	0.0	29.100	108.300
			2Rtn	7.6000	7.6000	7.6000	7.4000	7.6000	16.20	0.0	39.000	
			Australia Final	8.1000	7.8000	7.8000	8.3000	8.1000	16.20	0.0	40.200	
2		Blake Gaudry	1Rtn	9.1000	8.4000	8.5000	8.4000	8.8000	3.10	0.0	28.800	107.000
			2Rtn	7.8000	7.9000	7.2000	7.7000	7.5000	15.80	0.0	38.800	
			Australia Final	7.9000	7.9000	7.4000	8.0000	7.8000	15.80	0.0	39.400	
3		Yuya Shirasaki	1Rtn	8.7000	8.3000	8.3000	8.1000	8.4000	2.00	0.0	27.000	101.100
			2Rtn	8.3000	8.3000	7.8000	7.8000	7.8000	12.70	0.0	36.600	
			Japan Final	8.4000	8.6000	8.2000	8.0000	8.2000	12.70	0.0	37.500	
4		Kierran Tuhi	1Rtn	8.8000	8.4000	8.6000	8.8000	8.6000	2.90	0.0	28.900	99.300
			2Rtn	6.4000	6.1000	6.2000	6.2000	6.5000	14.20	0.0	33.000	
			New Zealand Final	7.7000	7.6000	7.7000	7.8000	8.2000	14.20	0.0	37.400	
5		Naoki Miyachi	1Rtn	7.7000	7.9000	8.3000	8.8000	8.2000	2.90	0.0	27.300	97.300
			2Rtn	7.8000	7.8000	7.8000	8.2000	8.2000	12.00	0.0	35.800	
			Japan Final	7.2000	7.5000	7.1000	7.5000	7.6000	12.00	0.0	34.200	
6		Yosuke Miyazaki	1Rtn	8.3000	8.0000	8.3000	8.3000	8.2000	3.10	0.0	27.900	95.900
			2Rtn	7.6000	7.7000	7.7000	8.1000	8.2000	10.10	0.0	33.600	
			Japan Final	7.8000	8.1000	8.0000	8.4000	8.2000	10.10	0.0	34.400	
7		Yutaro Suzuki	1Rtn	6.8000	6.8000	7.1000	7.1000	7.1000	2.90	0.0	23.900	93.700
			2Rtn	7.8000	7.5000	7.9000	8.0000	8.0000	10.30	0.0	34.000	
			Japan Final	8.4000	8.4000	8.7000	8.7000	8.2000	10.30	0.0	35.800	
8		Jack Penny	1Rtn	8.7000	8.3000	8.4000	8.2000	8.3000	3.10	0.0	28.100	77.700
			2Rtn	7.0000	7.3000	6.8000	7.3000	7.2000	13.90	0.0	35.400	
			Australia Final	2.7000	2.8000	2.6000	2.6000	2.7000	6.20	0.0	14.200	
9		Lucky Radebe	1Rtn	8.6000	8.3000	8.5000	8.6000	8.6000	2.90	0.0	28.600	55.300
			2Rtn	0.7000	0.7000	0.7000	0.7000	0.7000	2.00	0.0	4.100	
			South Africa Final	4.6000	4.7000	4.7000	4.5000	4.7000	8.60	0.0	22.600	



2010 Indo Pacific Trampoline Tumbling Championships

RESULT FINAL

【TRA-Individual Open Women】



Chair of Judges' Panel Haya Tomoko JPN

Execution

J1 Nakashima Emiko JPN
J2 Cassie Siwek CAN
J3 Lance Henry NZL
J4 Helen Van Der Walt RSA
J5 Louisa Phillipson AUS

Difficulty

J6 Belinda Cox AUS
J7 Yamazaki Shizue JPN

Recorder

Kobayashi Akitomo JPN
 Sub. Saitoh Tetsuya JPN

			J1	J2	J3	J4	J5	Diff	Pen	Sum	Total	
1		Mao Kuramochi	1Rtn	8.2000	8.1000	8.3000	8.5000	8.1000	2.70	0.0	27.300	95.300
			2Rtn	7.6000	7.8000	7.5000	7.3000	7.4000	10.50	0.0	33.000	
			Japan Final	7.8000	8.2000	8.2000	8.5000	8.1000	10.50	0.0	35.000	
2		Erika Matsuo	1Rtn	8.1000	8.1000	7.7000	7.8000	7.5000	2.80	0.0	26.400	94.300
			2Rtn	7.3000	7.3000	7.3000	7.2000	7.4000	12.10	0.0	34.000	
			Japan Final	7.3000	7.3000	7.1000	7.3000	7.2000	12.10	0.0	33.900	
3		Aslin Styles	1Rtn	8.2000	8.3000	8.7000	8.6000	8.7000	2.70	0.0	28.300	93.000
			2Rtn	6.0000	6.2000	5.9000	6.2000	6.5000	11.70	0.0	30.100	
			Australia Final	7.4000	7.6000	7.5000	8.2000	7.8000	11.70	0.0	34.600	
4		Natsuko Ueda	1Rtn	8.1000	8.0000	8.5000	8.2000	8.5000	1.80	0.0	26.600	91.900
			2Rtn	8.0000	8.0000	8.2000	8.0000	8.1000	8.50	0.0	32.600	
			Japan Final	7.9000	7.7000	8.1000	7.9000	8.1000	8.80	0.0	32.700	
5		Ayano Kawasaki	1Rtn	7.5000	7.6000	7.9000	7.9000	7.8000	2.10	0.0	25.400	88.100
			2Rtn	7.6000	7.6000	7.6000	8.1000	7.8000	8.00	0.0	31.000	
			Japan Final	7.9000	7.9000	7.9000	7.7000	8.2000	8.00	0.0	31.700	



2010 Indo Pacific Trampoline Tumbling Championships

RESULT QUALIFICATION

【TRA-Individual 10 - 12 Years Men】



Chair of Judges' Panel Belinda Cox

AUS

Execution

J1 Nakashima Emiko JPN
J2 Cassie Siwek CAN
J3 Helen Van Der Walt RSA
J4 Daphne Stringer NZL
J5 Yamazaki Shizue JPN

Difficulty

J6 Haya Tomoko JPN
J7 Louisa Phillipson AUS

Recorder

Kobayashi Akitomo JPN
 Sub. Saitoh Tetsuya JPN

Rank	Name	Country	J1	J2	J3	J4	J5	Diff	T	Pen.	Sum	Total
1	Takato Nakazono	Japan	8.1000	8.3000	8.4000	7.9000	8.0000	8.70	0.000		33.100	33.100
2	Ryosuke Shintani	Japan	8.1000	8.3000	7.9000	7.9000	8.0000	8.80	0.000		32.800	32.800
3	Toma Miyano	Japan	7.6000	7.8000	7.8000	7.5000	7.6000	8.80	0.000		31.800	31.800
4	Tatsuya Nakanishi	Japan	7.3000	7.3000	7.3000	7.2000	7.3000	9.70	0.000		31.600	31.600
5	Yura Orita	Japan	7.3000	7.2000	7.2000	7.1000	7.3000	9.80	0.000		31.500	31.500
6	Lachie Smith	New Zealand	7.5000	7.4000	7.9000	7.8000	7.8000	8.00	0.000		31.100	31.100
7	Cooper McClymont	Australia	7.4000	7.5000	8.0000	7.8000	7.2000	8.40	0.000		31.100	31.100
8	Shotoku Fujita	Japan	7.7000	7.7000	7.7000	7.4000	7.7000	7.50	0.000		30.600	30.600
9	Takehiro Wada	Japan	7.1000	7.6000	7.5000	7.3000	7.7000	8.10	0.000		30.500	30.500
10	Ryo Akashi	Japan	7.2000	6.9000	7.3000	6.8000	7.2000	9.10	0.000		30.400	30.400
11	Yamato Ueda	Japan	7.2000	7.2000	7.3000	7.1000	7.1000	8.80	0.000		30.300	30.300
12	Hiroto Unno	Japan	7.0000	7.2000	7.3000	6.8000	7.2000	7.70	0.000		29.100	29.100
13	Ryo Inoue	Japan	6.6000	6.5000	7.0000	6.4000	6.4000	9.60	0.000		29.100	29.100
14	Ben Blais	Canada	6.9000	7.1000	7.7000	6.6000	7.0000	7.80	0.000		28.800	28.800
15	William Thomas Wait	South Africa	6.3000	6.7000	6.5000	6.0000	6.7000	5.30	0.000		24.800	24.800
16	Ruben Bester	South Africa	6.4000	6.1000	6.1000	5.6000	6.0000	5.20	0.000		23.400	23.400
17	Jared Archer	Australia	2.1000	1.9000	2.1000	2.0000	2.1000	3.40	0.000		9.600	9.600
18	Ryota Kishi	Japan	1.4000	1.4000	1.3000	1.3000	1.5000	1.90	0.000		6.000	6.000



2010 Indo Pacific Trampoline Tumbling Championships

RESULT QUALIFICATION

[TRA-Individual 10 - 12 Years Women]



Chair of Judges' Panel Belinda Cox

AUS






Execution

J1 Nakashima Emiko JPN
J2 Cassie Siwek CAN
J3 Helen Van Der Walt RSA
J4 Daphne Stringer NZL
J5 Yamazaki Shizue JPN

Difficulty

J6 Haya Tomoko JPN
J7 Louisa Phillipson AUS
Recorder
 Kobayashi Akitomo JPN
 Sub. Saitoh Tetsuya JPN

Rank	Name	Country	J1	J2	J3	J4	J5	Diff	T	Pen.	Sum	Total
1	Yuki Nakamura	Japan	1Rtn 0.0000 2Rtn 7.7000	0.0000 8.0000	0.0000 7.0000	0.0000 7.6000	0.0000 7.9000	0.00 10.00	0.000 0.000		0.000 33.200	33.200
2	Ngareta Wicksteed	New Zealand	1Rtn 0.0000 2Rtn 8.1000	0.0000 8.4000	0.0000 7.7000	0.0000 8.1000	0.0000 7.8000	0.00 8.00	0.000 0.000		0.000 32.000	32.000
3	Oka Sugitani	Japan	1Rtn 0.0000 2Rtn 7.8000	0.0000 8.1000	0.0000 7.5000	0.0000 8.0000	0.0000 7.9000	0.00 8.20	0.000 0.000		0.000 31.900	31.900
4	Hinano Fuse	Japan	1Rtn 0.0000 2Rtn 7.8000	0.0000 7.9000	0.0000 7.6000	0.0000 7.6000	0.0000 7.9000	0.00 8.50	0.000 0.000		0.000 31.800	31.800
5	Alexa Kennedy	New Zealand	1Rtn 0.0000 2Rtn 7.5000	0.0000 7.8000	0.0000 7.8000	0.0000 7.8000	0.0000 7.6000	0.00 8.40	0.000 0.000		0.000 31.600	31.600
6	Rosie Gordon	New Zealand	1Rtn 0.0000 2Rtn 7.9000	0.0000 7.5000	0.0000 7.7000	0.0000 7.8000	0.0000 7.7000	0.00 8.10	0.000 0.000		0.000 31.300	31.300
7	Saki Hayashi	Japan	1Rtn 0.0000 2Rtn 8.1000	0.0000 8.4000	0.0000 8.1000	0.0000 8.2000	0.0000 8.2000	0.00 6.50	0.000 0.000		0.000 31.000	31.000
8	Calista Theron	Australia	1Rtn 0.0000 2Rtn 7.4000	0.0000 7.8000	0.0000 7.6000	0.0000 7.7000	0.0000 7.7000	0.00 7.10	0.000 0.000		0.000 30.100	30.100
9	Lizzie Stevenson	New Zealand	1Rtn 0.0000 2Rtn 7.4000	0.0000 7.7000	0.0000 7.6000	0.0000 7.9000	0.0000 7.5000	0.00 7.20	0.000 0.000		0.000 30.000	30.000
10	Sara Tezuka	Japan	1Rtn 0.0000 2Rtn 7.6000	0.0000 7.7000	0.0000 7.5000	0.0000 7.2000	0.0000 7.8000	0.00 7.00	0.000 0.000		0.000 29.800	29.800
11	Moeri Handa	Japan	1Rtn 0.0000 2Rtn 8.3000	0.0000 8.2000	0.0000 8.0000	0.0000 7.7000	0.0000 7.7000	0.00 5.70	0.000 0.000		0.000 29.600	29.600
12	Yuko Tanaka	Japan	1Rtn 0.0000 2Rtn 7.7000	0.0000 8.2000	0.0000 7.6000	0.0000 7.5000	0.0000 7.8000	0.00 6.50	0.000 0.000		0.000 29.600	29.600
13	Lucy Chambers	New Zealand	1Rtn 0.0000 2Rtn 7.7000	0.0000 7.9000	0.0000 8.0000	0.0000 8.1000	0.0000 7.5000	0.00 5.60	0.000 0.000		0.000 29.200	29.200
14	Hayley Rhode	New Zealand	1Rtn 0.0000 2Rtn 7.5000	0.0000 7.8000	0.0000 7.1000	0.0000 8.0000	0.0000 7.5000	0.00 6.10	0.000 0.000		0.000 28.900	28.900
15	Billie-Lee Goodman	Australia	1Rtn 0.0000 2Rtn 7.3000	0.0000 7.3000	0.0000 7.6000	0.0000 7.3000	0.0000 7.3000	0.00 6.90	0.000 0.000		0.000 28.800	28.800
16	Moe Suzuki	Japan	1Rtn 0.0000 2Rtn 7.3000	0.0000 7.4000	0.0000 7.1000	0.0000 7.6000	0.0000 7.1000	0.00 7.00	0.000 0.000		0.000 28.800	28.800
17	Rena Unno	Japan	1Rtn 0.0000 2Rtn 7.5000	0.0000 7.4000	0.0000 7.2000	0.0000 7.5000	0.0000 7.5000	0.00 5.20	0.000 0.000		0.000 27.600	27.600
18	Michaela Mentz	South Africa	1Rtn 0.0000 2Rtn 6.7000	0.0000 6.6000	0.0000 6.7000	0.0000 6.4000	0.0000 6.5000	0.00 7.70	0.000 0.000		0.000 27.500	27.500
19	Yumi Ochiai	Japan	1Rtn 0.0000 2Rtn 6.8000	0.0000 6.7000	0.0000 6.5000	0.0000 6.8000	0.0000 6.7000	0.00 5.90	0.000 0.000		0.000 26.100	26.100
20	Miho Taniguchi	Japan	1Rtn 0.0000 2Rtn 6.6000	0.0000 6.8000	0.0000 7.5000	0.0000 6.7000	0.0000 6.7000	0.00 5.30	0.000 0.000		0.000 25.500	25.500

Rank	Name	Country	J1	J2	J3	J4	J5	Diff	T	Pen.	Sum	Total
21	 Olivia Davies	Australia	1Rtn	0.0000	0.0000	0.0000	0.0000	0.0000	0.00	0.000	0.000	25.000
			2Rtn	5.3000	5.5000	5.6000	5.4000	5.6000	8.50	0.000	25.000	
22	 Kelly Schoeman	South Africa	1Rtn	0.0000	0.0000	0.0000	0.0000	0.0000	0.00	0.000	0.000	24.900
			2Rtn	5.9000	6.9000	6.8000	6.1000	6.2000	6.10	0.000	0.3 24.900	
23	 Risa Kiryu	Japan	1Rtn	0.0000	0.0000	0.0000	0.0000	0.0000	0.00	0.000	0.000	24.600
			2Rtn	5.7000	6.0000	5.6000	5.6000	5.8000	7.50	0.000	24.600	
棄権	 Bronte Boyles	Australia	1Rtn	0.0000	0.0000	0.0000	0.0000	0.0000	0.00	0.000	0.000	0.000
			2Rtn	0.0000	0.0000	0.0000	0.0000	0.0000	0.00	0.000	0.000	
棄権	 Caitlin Jackson	Australia	1Rtn	0.0000	0.0000	0.0000	0.0000	0.0000	0.00	0.000	0.000	0.000
			2Rtn	0.0000	0.0000	0.0000	0.0000	0.0000	0.00	0.000	0.000	



2010 Indo Pacific Trampoline Tumbling Championships

RESULT QUALIFICATION

【TRA-Individual 13 - 14 Years Men】



Chair of Judges' Panel Belinda Cox

AUS




Execution

J1 Nakashima Emiko JPN
J2 Cassie Siwek CAN
J3 Helen Van Der Walt RSA
J4 Damian Ryan AUS
J5 Vicki Humphreys NZL

Difficulty

J6 Haya Tomoko JPN
J7 Louisa Phillipson AUS
Recorder
 Kobayashi Akitomo JPN
 Sub. Saitoh Tetsuya JPN

Rank	Name	Country	J1	J2	J3	J4	J5	Diff	T	Pen.	Sum	Total
1	Ryunosuke Fujita	Japan	7.5000	8.0000	7.8000	8.0000	7.9000	12.70	0.000		36.400	36.400
2	Yuya Nakanishi	Japan	8.0000	8.1000	8.1000	8.6000	8.1000	10.90	0.000		35.200	35.200
3	Ryo Ando	Japan	8.0000	7.7000	7.7000	8.2000	7.9000	11.10	0.000		34.700	34.700
4	Shota Uchino	Japan	7.5000	7.7000	8.0000	8.1000	8.0000	10.40	0.000		34.100	34.100
5	Curtis Booth	Australia	8.2000	7.9000	8.0000	8.1000	7.6000	9.40	0.000		33.400	33.400
6	Jinpei Harazaki	Japan	7.5000	7.3000	7.6000	7.8000	7.7000	10.60	0.000		33.400	33.400
7	Ryosuke Sakai	Japan	7.5000	7.0000	7.3000	7.5000	7.3000	11.10	0.000		33.200	33.200
8	Dominic Clarke	Australia	8.1000	8.1000	7.8000	7.7000	7.7000	9.50	0.000		33.100	33.100
9	Blake Rutherford	Australia	7.7000	7.4000	7.5000	7.6000	7.6000	10.40	0.000		33.100	33.100
10	Kei Shibao	Japan	7.6000	7.4000	7.5000	7.6000	7.5000	10.30	0.000		32.900	32.900
11	Hugh McConnell	Australia	7.9000	7.4000	7.4000	7.7000	7.7000	10.00	0.000		32.800	32.800
12	Zander Biewenga	South Africa	6.9000	7.1000	7.0000	7.1000	6.8000	11.80	0.000		32.800	32.800
13	Cameron Quinlan	Canada	7.7000	7.5000	7.6000	7.8000	7.7000	9.70	0.000		32.700	32.700
14	Kaname Osaki	Japan	7.9000	7.9000	8.1000	8.1000	7.8000	8.20	0.000		32.100	32.100
15	Oliver McGrath	Australia	7.2000	7.0000	7.3000	7.4000	7.6000	10.10	0.000		32.000	32.000
16	Shinya Nagata	Japan	7.1000	7.0000	7.3000	7.2000	7.4000	10.00	0.000		31.600	31.600
17	Tomonari Kikuchi	Japan	7.9000	7.8000	7.7000	8.0000	7.8000	7.80	0.000		31.300	31.300
18	Nelson McCallum	New Zealand	7.3000	7.6000	7.2000	7.7000	7.5000	8.90	0.000		31.300	31.300
19	Ryuta Ichikawa	Japan	7.4000	6.7000	7.4000	7.6000	7.4000	8.90	0.000		31.100	31.100
20	Chezwin Timm	South Africa	6.7000	6.6000	7.1000	6.8000	6.7000	9.40	0.000		29.600	29.600

Rank	Name	Country	J1	J2	J3	J4	J5	Diff	T	Pen.	Sum	Total
21	 Pieter Smith	South Africa	6.9000	6.7000	7.0000	7.1000	6.8000	7.00	0.000	0.3	27.400	27.400
22	 Aidan Collins	Australia	2.1000	2.1000	2.2000	2.2000	2.2000	3.80	0.000	0.3	10.000	10.000
23	 Masaru Yoshida	Japan	0.8000	0.7000	0.7000	0.7000	0.7000	1.50	0.000		3.600	3.600



2010 Indo Pacific Trampoline Tumbling Championships

RESULT QUALIFICATION

[TRA-Individual 13 - 14 Years Women]



Chair of Judges' Panel Belinda Cox

AUS

Execution

J1 Nakashima Emiko JPN
J2 Cassie Siwek CAN
J3 Helen Van Der Walt RSA
J4 Damian Ryan AUS
J5 Vicki Humphreys NZL





Difficulty

J6 Haya Tomoko JPN
J7 Louisa Phillipson AUS

Recorder

Kobayashi Akitomo JPN
 Sub. Saitoh Tetsuya JPN

Rank	Name	Country	J1	J2	J3	J4	J5	Diff	T	Pen.	Sum	Total
1	Megu Uyama	Japan	7.6000	7.7000	7.7000	8.1000	7.8000	11.50	0.000		34.700	34.700
2	Rana Nakano	Japan	7.7000	8.6000	7.7000	8.2000	8.2000	10.30	0.000		34.400	34.400
3	Nikita Wilson-Beddoe	Australia	8.2000	8.5000	8.1000	8.2000	8.3000	9.10	0.000		33.800	33.800
4	Yuri Murayama	Japan	7.5000	7.7000	7.2000	7.6000	7.5000	10.80	0.000		33.400	33.400
5	Claire Arthur	Australia	8.1000	8.0000	7.8000	8.1000	8.2000	9.10	0.000		33.300	33.300
6	Yuna Sato	Japan	7.5000	7.6000	7.7000	7.5000	7.7000	10.50	0.000		33.300	33.300
7	Narumi Tamura	Japan	8.2000	8.7000	8.1000	8.5000	8.5000	7.50	0.000		32.700	32.700
8	Risa Kawaguchi	Japan	7.7000	7.5000	7.7000	7.8000	7.6000	10.00	0.000	0.3	32.700	32.700
9	Abby Roper	New Zealand	8.0000	8.2000	7.8000	7.4000	8.1000	8.10	0.000		32.000	32.000
10	Koto Fujita	Japan	7.5000	7.8000	7.2000	8.0000	7.7000	9.00	0.000	0.3	31.700	31.700
11	Riho Hirano	Japan	7.4000	7.6000	7.8000	7.8000	7.7000	8.50	0.000		31.600	31.600
12	Abbie Watts	Australia	7.0000	6.7000	7.3000	7.4000	7.5000	9.70	0.000		31.400	31.400
13	Hannah Popoff	Canada	7.8000	7.9000	7.8000	7.8000	7.9000	7.60	0.000		31.100	31.100
14	Kililipi O'Donoghue-	Australia	7.4000	7.3000	7.6000	7.3000	7.4000	8.40	0.000		30.500	30.500
15	Tatum Sawa	Canada	7.4000	7.3000	7.6000	7.3000	7.1000	8.30	0.000		30.300	30.300
16	Bonnie Davis	New Zealand	7.7000	8.0000	7.9000	7.6000	7.6000	6.90	0.000		30.100	30.100
17	Dannii Sanders	Australia	7.0000	7.1000	7.6000	7.5000	7.4000	8.10	0.000		30.100	30.100
18	Braida Thomas	Australia	7.2000	7.3000	7.8000	7.3000	7.1000	7.50	0.000		29.300	29.300
19	Karin Okawa	Japan	7.1000	7.6000	7.2000	7.4000	7.4000	5.70	0.000		27.700	27.700
20	Sakura Yamazaki	Japan	7.4000	7.6000	8.1000	7.9000	8.1000	3.70	0.000		27.300	27.300

Rank	Name	Country	J1	J2	J3	J4	J5	Diff	T	Pen.	Sum	Total
21	 Donique Blignaut	South Africa	6.1000	6.1000	6.3000	6.2000	6.2000	5.00	0.000		23.500	23.500
22	 Nao Suzuki	Japan	5.3000	5.5000	5.1000	5.5000	5.2000	6.40	0.000		22.400	22.400
23	 Mai Hichiwa	Japan	3.1000	3.1000	3.1000	3.0000	3.0000	4.10	0.000		13.300	13.300
棄権	 Kieran Wheatley	Canada	0.0000	0.0000	0.0000	0.0000	0.0000	0.00	0.000		0.000	0.000



2010 Indo Pacific Trampoline Tumbling Championships

RESULT QUALIFICATION

【TRA-Individual 15 - 16 Years Men】



Chair of Judges' Panel Haya Tomoko JPN

Execution

J1 Nakashima Emiko JPN
J2 Cassie Siwek CAN
J3 Yamazaki Shizue JPN
J4 Maree Calder NZL
J5 Louisa Phillipson AUS

Difficulty

J6 Belinda Cox AUS
J7 Morita Hirofumi JPN
Recorder
 Kobayashi Akitomo JPN
 Sub. Saitoh Tetsuya JPN

Rank	Name	Country	J1	J2	J3	J4	J5	Diff	T	Pen.	Sum	Total
1	Daiki Kishi	Japan	1Rtn 8.4000 2Rtn 8.2000	8.6000 8.4000	8.4000 8.2000	8.9000 7.7000	8.5000 7.9000	0.00 13.10	0.000 0.000		25.500 37.400	62.900
2	Ryo Shiranuka	Japan	1Rtn 8.5000 2Rtn 7.7000	8.7000 7.6000	8.4000 7.7000	8.8000 7.5000	8.8000 7.5000	0.00 12.90	0.000 0.000		26.000 35.700	61.700
3	Toshiharu Kiguchi	Japan	1Rtn 8.2000 2Rtn 7.2000	8.3000 7.2000	8.4000 7.5000	8.2000 7.1000	8.8000 7.1000	0.00 15.10	0.000 0.000		24.900 36.600	61.500
4	Kosuke Suzuki	Japan	1Rtn 8.1000 2Rtn 8.0000	8.1000 7.9000	8.2000 8.1000	8.3000 7.0000	8.1000 7.6000	0.00 12.70	0.000 0.000		24.400 36.200	60.600
5	Matthew Weal	Australia	1Rtn 8.5000 2Rtn 7.6000	8.4000 7.5000	8.4000 7.5000	8.8000 7.6000	9.1000 7.7000	0.00 12.20	0.000 0.000		25.700 34.900	60.600
6	Harutaro Mori	Japan	1Rtn 8.0000 2Rtn 7.3000	8.3000 7.7000	8.1000 7.6000	8.2000 7.1000	8.3000 7.3000	0.00 12.50	0.000 0.000		24.600 34.700	59.300
7	Kaito Nishimura	Japan	1Rtn 8.2000 2Rtn 7.6000	8.3000 7.5000	8.3000 7.5000	7.9000 7.4000	8.5000 7.6000	0.00 10.00	0.000 0.000		24.800 32.600	57.400
8	Joshua Mobbs	Australia	1Rtn 8.4000 2Rtn 7.3000	8.2000 7.1000	8.3000 7.6000	8.1000 7.2000	8.8000 7.5000	0.00 10.50	0.000 0.000		24.900 32.500	57.400
9	Brett Babcock	Canada	1Rtn 7.6000 2Rtn 7.2000	8.0000 7.2000	7.5000 7.0000	8.0000 7.2000	7.9000 7.3000	0.00 11.00	0.000 0.000		23.500 32.600	56.100
10	Hitoshi Ikeda	Japan	1Rtn 7.6000 2Rtn 7.7000	7.5000 7.9000	8.1000 7.9000	7.9000 7.7000	7.9000 7.9000	0.00 9.00	0.000 0.000		23.400 32.500	55.900
11	Trevor Stirling	Canada	1Rtn 7.6000 2Rtn 7.3000	7.8000 7.2000	7.4000 6.9000	7.7000 7.1000	8.0000 7.1000	0.00 11.30	0.000 0.000		23.100 32.700	55.800
12	Kazune Chiba	Japan	1Rtn 7.9000 2Rtn 7.4000	7.5000 7.3000	7.8000 7.6000	7.1000 7.1000	7.6000 7.8000	0.00 10.30	0.000 0.000		22.900 32.600	55.500
13	Alon Kruger	New Zealand	1Rtn 7.7000 2Rtn 7.5000	7.8000 7.7000	7.6000 7.4000	7.9000 7.3000	7.8000 7.8000	0.00 8.20	0.000 0.000		23.300 30.800	54.100
14	Takuya Yoshioka	Japan	1Rtn 7.5000 2Rtn 7.5000	7.6000 7.4000	7.5000 7.7000	7.8000 7.4000	8.3000 7.8000	0.00 7.70	0.000 0.000		22.900 30.300	53.200
15	Ryota Hanai	Japan	1Rtn 7.6000 2Rtn 6.2000	7.4000 5.9000	7.7000 6.4000	7.4000 5.9000	7.8000 5.8000	0.00 11.90	0.000 0.000		22.700 29.900	52.600
16	Bryce Wareham	Australia	1Rtn 8.0000 2Rtn 5.6000	7.2000 4.8000	7.7000 5.3000	7.9000 5.4000	8.3000 5.1000	0.00 12.00	0.000 0.000		23.600 27.800	51.400
17	Bastian Tinney	Australia	1Rtn 7.8000 2Rtn 5.0000	7.8000 5.2000	7.8000 4.9000	8.0000 4.9000	8.2000 5.1000	0.00 7.60	0.000 0.000		23.600 22.600	46.200
18	Ryosuke Kawashima	Japan	1Rtn 0.7000 2Rtn 8.0000	0.7000 7.7000	0.7000 7.9000	0.7000 7.9000	0.7000 7.8000	0.00 8.50	0.000 0.000		2.100 32.100	34.200
19	Kenta Yasuhara	Japan	1Rtn 8.0000 2Rtn 2.4000	7.9000 2.3000	7.7000 2.4000	7.9000 2.3000	8.4000 2.5000	0.00 2.90	0.000 0.000		23.800 10.000	33.800
20	Luke Seal	Australia	1Rtn 8.0000 2Rtn 0.7000	8.1000 0.8000	8.0000 0.7000	8.6000 0.7000	8.2000 0.7000	0.00 1.50	0.000 0.000		24.300 3.600	27.900



2010 Indo Pacific Trampoline Tumbling Championships

RESULT QUALIFICATION



[TRA-Individual 15 - 16 Years Women]

Chair of Judges' Panel Haya Tomoko

JPN








Execution

J1 Nakashima Emiko JPN
J2 Cassie Siwek CAN
J3 Yamazaki Shizue JPN
J4 Maree Calder NZL
J5 Louisa Phillipson AUS

Difficulty

J6 Belinda Cox AUS
J7 Morita Hirofumi JPN
Recorder
 Kobayashi Akitomo JPN
 Sub. Saitoh Tetsuya JPN

Rank	Name	Country	J1	J2	J3	J4	J5	Diff	T	Pen.	Sum	Total
1	Misaki Chiba	Japan	1Rtn 7.9000 2Rtn 7.8000	8.4000 8.2000	8.3000 7.8000	8.5000 8.3000	8.6000 8.3000	0.00 9.10	0.000 0.000		25.200 33.400	58.600
2	Haruo Yamaguchi	Japan	1Rtn 8.5000 2Rtn 7.6000	8.6000 8.2000	8.6000 7.8000	8.2000 7.5000	8.4000 8.1000	0.00 9.40	0.000 0.000		25.500 32.900	58.400
3	Leanne Van Rensburg	Australia	1Rtn 8.2000 2Rtn 7.5000	8.6000 7.7000	8.2000 7.8000	8.9000 7.3000	8.8000 7.3000	0.00 10.20	0.000 0.000		25.600 32.700	58.300
4	Korri Loader	Australia	1Rtn 8.4000 2Rtn 7.9000	8.2000 7.7000	8.6000 8.1000	9.0000 7.5000	8.4000 8.0000	0.00 9.10	0.000 0.000		25.400 32.700	58.100
5	Emily O'Connor	Australia	1Rtn 8.2000 2Rtn 7.6000	8.4000 7.4000	8.2000 7.1000	8.7000 7.5000	8.4000 7.4000	0.00 10.70	0.000 0.000		25.000 33.000	58.000
6	Eva Kierath	Australia	1Rtn 8.2000 2Rtn 7.3000	8.6000 7.2000	8.4000 7.3000	8.3000 7.4000	8.6000 7.4000	0.00 10.40	0.000 0.000		25.300 32.400	57.700
7	Penny Bennett	New Zealand	1Rtn 8.3000 2Rtn 7.5000	8.4000 7.5000	8.4000 7.4000	8.7000 7.4000	8.8000 7.4000	0.00 9.80	0.000 0.000		25.500 32.100	57.600
8	Shannon Comeault	Canada	1Rtn 8.1000 2Rtn 7.8000	8.6000 8.3000	8.4000 8.0000	8.2000 7.4000	8.3000 8.1000	0.00 9.00	0.000 0.000	0.3	24.600 32.900	57.500
9	Natalie Skinner	Australia	1Rtn 8.0000 2Rtn 7.4000	8.3000 7.6000	8.2000 7.7000	8.3000 7.1000	8.5000 7.7000	0.00 9.60	0.000 0.000		24.800 32.300	57.100
10	Hitomi Tomita	Japan	1Rtn 8.0000 2Rtn 7.6000	8.1000 7.8000	8.1000 7.7000	7.8000 7.1000	7.7000 7.4000	0.00 10.00	0.000 0.000		23.900 32.700	56.600
11	Poppy Quinlan	Canada	1Rtn 8.0000 2Rtn 7.6000	7.8000 7.6000	8.3000 7.7000	7.9000 7.4000	8.1000 7.7000	0.00 9.50	0.000 0.000		24.000 32.400	56.400
12	Mizuki Tamaru	Japan	1Rtn 8.1000 2Rtn 7.9000	8.0000 7.9000	8.1000 7.7000	7.8000 7.5000	8.0000 7.9000	0.00 8.80	0.000 0.000		24.100 32.300	56.400
13	Mirei Kokubo	Japan	1Rtn 7.7000 2Rtn 7.6000	8.0000 7.9000	8.0000 8.1000	8.0000 7.7000	8.5000 8.2000	0.00 8.50	0.000 0.000		24.000 32.200	56.200
14	Shiori Uchida	Japan	1Rtn 8.0000 2Rtn 8.0000	8.2000 8.1000	8.2000 8.2000	7.6000 7.6000	8.1000 8.0000	0.00 7.10	0.000 0.000		24.300 31.200	55.500
15	Natsumi Teranishi	Japan	1Rtn 7.5000 2Rtn 7.6000	7.8000 7.7000	7.6000 7.7000	7.7000 7.2000	8.0000 7.5000	0.00 8.40	0.000 0.000		23.100 31.200	54.300
16	Moe Yasui	Japan	1Rtn 7.8000 2Rtn 7.7000	8.0000 7.5000	8.3000 7.7000	7.6000 7.5000	7.5000 7.5000	0.00 8.10	0.000 0.000		23.400 30.800	54.200
17	Georgina Robertson	New Zealand	1Rtn 7.7000 2Rtn 7.1000	8.3000 7.0000	8.0000 7.1000	8.7000 7.0000	8.2000 7.1000	0.00 8.50	0.000 0.000		24.500 29.700	54.200
18	Hayley Pierce	Australia	1Rtn 8.0000 2Rtn 6.4000	8.7000 6.7000	8.5000 7.0000	8.4000 7.0000	8.7000 7.0000	0.00 7.60	0.000 0.000		25.600 28.300	53.900
19	Emily Rogan	Canada	1Rtn 7.5000 2Rtn 7.1000	8.0000 7.5000	7.8000 7.0000	7.5000 7.0000	7.9000 6.7000	0.00 9.50	0.000 0.000		23.200 30.600	53.800
20	Sarah Deverell	New Zealand	1Rtn 7.7000 2Rtn 7.2000	8.1000 7.6000	8.0000 7.6000	7.6000 7.4000	8.0000 7.2000	0.00 7.60	0.000 0.000		23.700 29.800	53.500

Rank	Name	Country		J1	J2	J3	J4	J5	Diff	T	Pen.	Sum	Total
21	 Midori Kanjima	Japan	1Rtn	7.8000	7.8000	7.9000	7.7000	8.0000	0.00	0.000		23.500	53.200
			2Rtn	7.3000	7.1000	7.2000	7.0000	7.3000	8.10	0.000		29.700	
22	 Ayame Teranishi	Japan	1Rtn	7.7000	7.5000	7.4000	7.3000	7.4000	0.00	0.000		22.300	51.100
			2Rtn	7.8000	7.5000	7.5000	7.5000	8.0000	6.00	0.000		28.800	
23	 Chene Bester	South Africa	1Rtn	6.9000	7.3000	7.3000	7.0000	6.7000	0.00	0.000		21.200	50.200
			2Rtn	6.8000	6.3000	7.1000	6.4000	6.7000	9.10	0.000		29.000	
24	 Lynette Upman	South Africa	1Rtn	7.0000	7.1000	7.1000	7.2000	6.8000	0.00	0.000	0.3	20.900	48.900
			2Rtn	6.7000	6.8000	6.7000	6.9000	6.6000	7.80	0.000		28.000	
25	 Christine Hansen	South Africa	1Rtn	6.2000	6.3000	6.3000	6.3000	6.6000	0.00	0.000		18.900	47.300
			2Rtn	6.1000	6.3000	6.5000	6.4000	6.8000	9.20	0.000		28.400	
26	 Ayaka Ikegaya	Japan	1Rtn	5.9000	5.9000	5.8000	5.9000	5.9000	0.00	0.000		17.700	44.900
			2Rtn	7.1000	7.5000	6.9000	7.2000	7.0000	5.90	0.000		27.200	
27	 Yukine Miyata	Japan	1Rtn	7.5000	7.3000	7.6000	7.2000	7.5000	0.00	0.000		22.300	32.000
			2Rtn	2.2000	2.3000	2.3000	2.1000	2.2000	3.00	0.000		9.700	



2010 Indo Pacific Trampoline Tumbling Championships

RESULT QUALIFICATION



【TRA-Individual 17+ Years Men】

Chair of Judges' Panel

Haya Tomoko

JPN

Execution

J1 Nakashima Emiko

JPN

J2 Cassie Siwek

CAN

J3 Lance Henry

NZL

J4 Helen Van Der Walt

RSA

J5 Louisa Phillipson

AUS

Difficulty

J6 Belinda Cox

AUS

J7 Yamazaki Shizue

JPN

Recorder








Kobayashi Akitomo

JPN

Sub. Saitoh Tetsuya

JPN

Rank	Name	Country	J1	J2	J3	J4	J5	Diff	T	Pen.	Sum	Total
1	Amiel Clarke	Canada	1Rtn 8.2000 2Rtn 7.6000	8.6000 7.8000	8.8000 7.7000	8.4000 7.7000	8.6000 8.2000	0.00 13.50	0.000 0.000		25.600 36.700	62.300
2	Vincent Ng	Canada	1Rtn 8.1000 2Rtn 7.4000	8.6000 7.6000	8.6000 7.5000	8.1000 7.6000	8.4000 7.4000	0.00 13.30	0.000 0.000		25.100 35.800	60.900
3	William Morris	Australia	1Rtn 8.4000 2Rtn 7.2000	8.8000 7.2000	8.7000 7.1000	8.6000 7.4000	8.8000 7.0000	0.00 13.60	0.000 0.000	0.3	25.800 35.100	60.900
4	Matthew Delforce	Australia	1Rtn 8.1000 2Rtn 8.0000	8.4000 7.5000	8.6000 7.9000	8.4000 8.1000	8.4000 8.3000	0.00 11.50	0.000 0.000		25.200 35.500	60.700
5	Hiromu Sekiguchi	Japan	1Rtn 8.5000 2Rtn 7.7000	8.4000 7.2000	8.7000 7.4000	8.4000 7.8000	8.5000 7.2000	0.00 12.80	0.000 0.000		25.400 35.100	60.500
6	Patrick Cooper	Australia	1Rtn 8.6000 2Rtn 7.0000	8.6000 7.0000	8.6000 7.0000	8.1000 7.4000	8.4000 7.1000	0.00 13.70	0.000 0.000		25.600 34.800	60.400
7	Yu Oikawa	Japan	1Rtn 8.4000 2Rtn 7.8000	8.0000 7.8000	8.3000 7.5000	7.8000 7.8000	8.2000 7.7000	0.00 12.10	0.000 0.000		24.500 35.400	59.900
8	Jarrod Spear	Australia	1Rtn 8.4000 2Rtn 6.7000	8.6000 6.4000	8.6000 6.6000	8.7000 6.8000	8.9000 7.0000	0.00 13.90	0.000 0.000		25.900 34.000	59.900
9	Yuya Otonari	Japan	1Rtn 8.5000 2Rtn 8.0000	8.0000 7.6000	8.2000 7.7000	8.1000 7.6000	8.0000 8.0000	0.00 12.20	0.000 0.000		24.300 35.500	59.800
10	James Darroch	New Zealand	1Rtn 8.3000 2Rtn 7.7000	8.4000 7.5000	8.7000 7.8000	9.0000 8.1000	8.9000 8.2000	0.00 9.20	0.000 0.000		26.000 32.800	58.800
11	Shaun Swadling	Australia	1Rtn 8.8000 2Rtn 6.6000	8.5000 6.5000	9.0000 6.6000	8.7000 6.8000	9.0000 7.0000	0.00 12.30	0.000 0.000		26.500 32.300	58.800
12	Paul Bagot	Australia	1Rtn 8.7000 2Rtn 7.3000	8.5000 7.2000	8.5000 7.3000	8.5000 7.7000	9.0000 7.3000	0.00 11.30	0.000 0.000	0.3	25.400 33.200	58.600
13	Thomas Chambers	Canada	1Rtn 8.5000 2Rtn 7.5000	8.3000 7.3000	8.7000 7.5000	8.4000 7.8000	8.2000 7.3000	0.00 10.70	0.000 0.000		25.200 33.000	58.200
14	Callum Schmidt	New Zealand	1Rtn 8.4000 2Rtn 7.6000	8.4000 7.8000	8.6000 7.8000	8.5000 8.2000	8.5000 8.4000	0.00 9.00	0.000 0.000		25.400 32.800	58.200
15	Stephen Hauck	Canada	1Rtn 7.2000 2Rtn 6.7000	7.7000 7.2000	7.8000 6.9000	7.8000 6.9000	7.9000 7.1000	0.00 13.50	0.000 0.000		23.300 34.400	57.700
16	Takuya Shimakawa	Japan	1Rtn 8.2000 2Rtn 8.4000	8.3000 8.4000	7.9000 8.6000	8.5000 8.2000	7.4000 8.3000	0.00 8.10	0.000 0.000		24.400 33.200	57.600
17	Reinhard Huisamen	South Africa	1Rtn 8.0000 2Rtn 6.8000	8.3000 6.8000	8.2000 6.7000	7.9000 6.7000	8.0000 6.9000	0.00 10.90	0.000 0.000		24.200 31.200	55.400
18	Matt Kyne	New Zealand	1Rtn 7.9000 2Rtn 7.4000	8.0000 7.1000	8.4000 7.4000	8.3000 7.6000	7.9000 7.3000	0.00 9.00	0.000 0.000		24.200 31.100	55.300
19	Yusei Nakao	Japan	1Rtn 8.1000 2Rtn 6.2000	8.4000 6.2000	8.5000 6.5000	8.3000 6.3000	7.9000 6.3000	0.00 7.60	0.000 0.000		24.800 26.400	51.200
20	Ryutaro Otani	Japan	1Rtn 6.1000 2Rtn 7.6000	5.7000 7.1000	6.1000 7.6000	6.1000 7.1000	6.4000 7.6000	0.00 10.50	0.000 0.000		18.300 32.800	51.100

Rank	Name	Country	J1	J2	J3	J4	J5	Diff	T	Pen.	Sum	Total
21	 Philip Henry	New Zealand	1Rtn 7.9000	8.3000	8.3000	8.0000	8.2000	0.00	0.000		24.500	40.000
			2Rtn 3.4000	3.2000	3.2000	3.4000	3.3000	5.60	0.000		15.500	
22	 Kakeru Sugimoto	Japan	1Rtn 8.0000	7.8000	7.7000	8.0000	8.1000	0.00	0.000		23.800	39.900
			2Rtn 3.6000	3.4000	3.5000	3.5000	3.8000	5.50	0.000		16.100	
23	 Shinichi Setani	Japan	1Rtn 8.5000	8.2000	8.4000	8.7000	8.5000	0.00	0.000		25.400	36.000
			2Rtn 2.1000	2.0000	2.1000	2.3000	2.2000	4.20	0.000		10.600	
24	 Kohei Uchida	Japan	1Rtn 7.7000	7.3000	7.8000	7.6000	7.3000	0.00	0.000		22.600	33.300
			2Rtn 2.4000	2.4000	2.6000	2.5000	2.5000	3.30	0.000		10.700	
25	 Yuho Yokota	Japan	1Rtn 8.6000	8.2000	8.6000	8.7000	8.7000	0.00	0.000	0.3	25.600	29.700
			2Rtn 0.8000	0.7000	0.7000	0.7000	0.7000	2.00	0.000		4.100	
26	 Ryota Itabashi	Japan	1Rtn 8.0000	7.7000	7.9000	7.7000	7.5000	0.00	0.000		23.300	29.500
			2Rtn 1.3000	1.2000	1.2000	1.5000	1.1000	2.50	0.000		6.200	
27	 Ryota Noda	Japan	1Rtn 7.8000	7.7000	8.0000	8.2000	7.9000	0.00	0.000		23.700	29.400
			2Rtn 1.3000	1.3000	1.3000	1.2000	1.4000	1.80	0.000		5.700	



2010 Indo Pacific Trampoline Tumbling Championships

RESULT QUALIFICATION



【TRA-Individual 17+ Years Women】

Chair of Judges' Panel

Haya Tomoko

JPN




Execution

J1 Nakashima Emiko JPN
J2 Cassie Siwek CAN
J3 Lance Henry NZL
J4 Helen Van Der Walt RSA
J5 Louisa Phillipson AUS

Difficulty

J6 Belinda Cox AUS
J7 Yamazaki Shizue JPN
Recorder
 Kobayashi Akitomo JPN
 Sub. Saitoh Tetsuya JPN

Rank	Name	Country	J1	J2	J3	J4	J5	Diff	T	Pen.	Sum	Total
1	Mayu Otani	Japan	1Rtn 8.4000 2Rtn 8.1000	8.6000 8.2000	9.0000 8.2000	8.7000 8.0000	8.3000 8.3000	0.00 10.30	0.000 0.000		25.700 34.800	60.500
2	Christine Jenkins	Australia	1Rtn 8.4000 2Rtn 7.2000	8.8000 7.1000	9.2000 7.1000	8.4000 7.5000	9.3000 7.4000	0.00 11.50	0.000 0.000	0.3	26.100 33.200	59.300
3	Makiko Matsuda	Japan	1Rtn 8.2000 2Rtn 7.4000	8.4000 7.8000	8.5000 7.5000	8.6000 7.6000	8.4000 7.7000	0.00 10.60	0.000 0.000		25.300 33.400	58.700
4	Erina Kamimura	Japan	1Rtn 8.3000 2Rtn 7.9000	8.1000 8.1000	8.1000 8.4000	7.9000 8.2000	8.1000 8.0000	0.00 9.00	0.000 0.000		24.300 33.300	57.600
5	Misaki Nakai	Japan	1Rtn 8.1000 2Rtn 8.0000	8.1000 8.3000	8.2000 8.3000	8.3000 8.2000	8.3000 7.9000	0.00 8.40	0.000 0.000		24.600 32.900	57.500
6	Manami Teramae	Japan	1Rtn 8.2000 2Rtn 7.6000	8.5000 7.7000	8.9000 7.4000	8.4000 7.6000	7.9000 7.2000	0.00 9.80	0.000 0.000		25.100 32.400	57.500
7	Chelsea Nerpio	Canada	1Rtn 7.7000 2Rtn 7.1000	8.2000 7.4000	8.6000 7.1000	8.2000 7.2000	8.4000 7.2000	0.00 10.90	0.000 0.000		24.800 32.400	57.200
8	Mayu Higashimoto	Japan	1Rtn 8.2000 2Rtn 7.5000	8.3000 7.6000	8.6000 7.3000	8.6000 7.6000	8.6000 7.6000	0.00 9.00	0.000 0.000		25.500 31.700	57.200
9	Kaitlyn Duignan	Australia	1Rtn 8.4000 2Rtn 7.6000	8.4000 7.2000	8.6000 7.5000	8.3000 7.6000	8.5000 7.5000	0.00 9.40	0.000 0.000	0.3	25.000 32.000	57.000
10	Anita Cirillo	Canada	1Rtn 8.7000 2Rtn 6.8000	8.7000 7.1000	8.6000 6.6000	8.4000 6.4000	8.4000 6.7000	0.00 11.10	0.000 0.000		25.700 31.200	56.900
11	Kailey McLeod	Canada	1Rtn 8.4000 2Rtn 6.2000	8.6000 6.6000	8.7000 5.8000	8.2000 6.3000	8.3000 5.7000	0.00 12.70	0.000 0.000		25.300 31.000	56.300
12	Josie Te Rata	New Zealand	1Rtn 8.2000 2Rtn 7.7000	8.1000 7.4000	8.2000 7.7000	8.3000 7.0000	7.7000 7.2000	0.00 9.00	0.000 0.000		24.500 31.300	55.800
13	Hiromi Nagaoka	Japan	1Rtn 7.9000 2Rtn 7.7000	8.1000 7.6000	7.9000 7.9000	7.7000 7.5000	7.6000 7.8000	0.00 9.10	0.000 0.000		23.500 32.200	55.700
14	Lanthe Louw	South Africa	1Rtn 7.9000 2Rtn 7.1000	7.6000 7.1000	7.5000 6.8000	8.1000 7.2000	7.7000 7.0000	0.00 8.90	0.000 0.000		23.200 30.100	53.300
15	Katy Neville	New Zealand	1Rtn 7.9000 2Rtn 7.5000	7.5000 7.6000	8.0000 7.7000	7.7000 7.6000	7.8000 7.4000	0.00 7.20	0.000 0.000		23.400 29.900	53.300
16	Makiko Itai	Japan	1Rtn 7.8000 2Rtn 7.5000	7.4000 7.7000	7.0000 7.6000	8.1000 7.8000	7.4000 7.8000	0.00 7.20	0.000 0.000		22.600 30.300	52.900
17	Katherine McLeod	Canada	1Rtn 7.7000 2Rtn 6.8000	7.8000 6.8000	7.7000 6.5000	8.5000 7.0000	8.0000 6.5000	0.00 9.10	0.000 0.000		23.500 29.200	52.700
18	Makiko Otonari	Japan	1Rtn 8.0000 2Rtn 7.1000	7.7000 6.8000	7.3000 6.7000	7.4000 6.8000	7.6000 6.9000	0.00 8.50	0.000 0.000		22.700 29.000	51.700
19	Monique Minnie	South Africa	1Rtn 6.9000 2Rtn 6.2000	6.9000 5.7000	6.5000 5.9000	7.3000 6.4000	6.9000 5.7000	0.00 9.40	0.000 0.000		20.700 27.200	47.900
20	Jordyn McLean	New Zealand	1Rtn 1.4000 2Rtn 7.6000	1.5000 7.4000	1.4000 7.3000	1.5000 7.1000	1.5000 7.5000	0.00 8.30	0.000 0.000		4.400 30.500	34.900

Rank	Name	Country		J1	J2	J3	J4	J5	Diff	T	Pen.	Sum	Total
21	 Rio Kanao	Japan	1Rtn	7.6000	8.1000	8.3000	8.3000	8.2000	0.00	0.000		24.600	34.800
			2Rtn	2.4000	2.4000	2.2000	2.4000	2.5000	3.00	0.000		10.200	
22	 Momoko Makita	Japan	1Rtn	8.1000	7.9000	8.3000	8.1000	7.9000	0.00	0.000		24.100	32.800
			2Rtn	1.9000	1.8000	1.8000	1.8000	1.9000	3.20	0.000		8.700	
23	 Jessie Tulett	Australia	1Rtn	7.9000	8.3000	8.1000	8.5000	8.2000	0.00	0.000	0.3	24.300	30.700
			2Rtn	1.3000	1.3000	1.3000	1.3000	1.3000	2.50	0.000		6.400	



2010 Indo Pacific Trampoline Tumbling Championships RESULT QUALIFICATION



【TRA-Individual Open Women】






Chair of Judges' Panel Haya Tomoko JPN

Execution

J1 Nakashima Emiko JPN
J2 Cassie Siwek CAN
J3 Lance Henry NZL
J4 Helen Van Der Walt RSA
J5 Louisa Phillipson AUS

Difficulty

J6 Belinda Cox AUS
J7 Yamazaki Shizue JPN
Recorder
 Kobayashi Akitomo JPN
 Sub. Saitoh Tetsuya JPN

Rank	Name	Country	J1	J2	J3	J4	J5	Diff	T	Pen.	Sum	Total
1	 Erika Matsuo	Japan	1Rtn 8.1000 2Rtn 7.3000	8.1000 7.3000	7.7000 7.3000	7.8000 7.2000	7.5000 7.4000	2.80 12.10	0.000 0.000		26.400 34.000	60.400
2	 Mao Kuramochi	Japan	1Rtn 8.2000 2Rtn 7.6000	8.1000 7.8000	8.3000 7.5000	8.5000 7.3000	8.1000 7.4000	2.70 10.50	0.000 0.000		27.300 33.000	60.300
3	 Natsuko Ueda	Japan	1Rtn 8.1000 2Rtn 8.0000	8.0000 8.0000	8.5000 8.2000	8.2000 8.0000	8.5000 8.1000	1.80 8.50	0.000 0.000		26.600 32.600	59.200
4	 Aslin Styles	Australia	1Rtn 8.2000 2Rtn 6.0000	8.3000 6.2000	8.7000 5.9000	8.6000 6.2000	8.7000 6.5000	2.70 11.70	0.000 0.000		28.300 30.100	58.400
5	 Ayano Kawasaki	Japan	1Rtn 7.5000 2Rtn 7.6000	7.6000 7.6000	7.9000 7.6000	7.9000 8.1000	7.8000 7.8000	2.10 8.00	0.000 0.000		25.400 31.000	56.400



2010 Indo Pacific Trampoline Tumbling Championships

RESULT FINAL

【TUM 10 - 12 Years Women】




Chair of Judges' Panel

June Booth

CAN

Execution				Difficulty										
J1	Leigh Oswin	AUS		J6	Karen Capel			CAN						
J2	Iwashita Yuriko	JPN		J7	Lance Henry			NZL						
J3	Daphne Stringer	NZL		Recorder										
J4	Kawada Michiko	JPN			Kobayashi Akitomo			OC						
J5	Michael Jennings	AUS			Sub. Saito Tetsuya			OC						
				J1	J2	J3	J4	J5	Diff	Sum	Total			
1		Aisa Kurita		1Pass	7.6	8.0	7.9	7.5	8.1	2.5	26.0	77.5		
				2Pass	8.0	7.4	7.8	7.4	8.2	2.2	25.4			
				3Pass	8.1	7.3	7.9	7.6	8.0	2.6	26.1			
				4Pass	0.0	0.0	0.0	0.0	0.0	0.0	0.0			
2		Bronte Boyles		1Pass	7.3	7.5	6.9	7.2	7.2	2.3	24.0	73.1		
				2Pass	8.0	7.8	7.6	7.7	7.3	2.1	25.2			
				3Pass	7.7	7.3	6.7	7.1	7.0	2.5	23.9			
				4Pass	0.0	0.0	0.0	0.0	0.0	0.0	0.0			
3		Momoko Koyama		1Pass	7.2	6.6	6.8	6.6	7.0	2.3	22.7	72.5		
				2Pass	7.5	7.4	7.3	7.1	7.5	2.2	24.4			
				3Pass	7.8	7.5	7.7	7.6	8.1	2.3	25.4			
				4Pass	0.0	0.0	0.0	0.0	0.0	0.0	0.0			
4		Futaba Komori		1Pass	7.0	7.1	6.7	7.1	6.9	2.1	23.1	70.2		
				2Pass	7.0	7.2	6.6	7.0	7.0	2.4	23.4			
				3Pass	7.1	7.4	6.6	7.1	7.1	2.4	23.7			
				4Pass	0.0	0.0	0.0	0.0	0.0	0.0	0.0			
5		Aoi Mochizuki		1Pass	6.8	7.4	7.3	7.2	7.8	2.3	24.2	70.0		
				2Pass	6.4	7.0	6.3	6.8	6.8	2.3	22.3			
				3Pass	6.7	7.4	6.6	7.1	7.5	2.3	23.5			
				4Pass	0.0	0.0	0.0	0.0	0.0	0.0	0.0			



2010 Indo Pacific Trampoline Tumbling Championships

RESULT FINAL

【TUM 13 - 14 Years Men】



Chair of Judges' Panel

June Booth

CAN

Execution



J1 Leigh Oswin AUS
 J2 Iwashita Yuriko JPN
 J3 Daphne Stringer NZL
 J4 Kawada Michiko JPN
 J5 Michael Jennings AUS

Difficulty

J6 Karen Capel CAN
 J7 Lance Henry NZL

Recorder

Kobayashi Akitomo JPN
 Sub. Saitoh Tetsuya JPN

				J1	J2	J3	J4	J5	Diff	Sum	Total	
1		Kurt Hacking-Gadsby 991374	Australia	1Pass	7.1	7.0	7.1	6.6	7.1	3.8	25.0	79.7
				2Pass	7.5	7.7	7.7	7.2	7.5	3.7	26.4	
				3Pass	8.2	8.2	8.2	7.8	8.1	3.8	28.3	
				4Pass	0.0	0.0	0.0	0.0	0.0	0.0	0.0	
2		Syodai Hirai 654002	Japan	1Pass	7.3	7.4	7.0	7.0	7.5	1.8	23.5	72.0
				2Pass	7.2	7.6	7.1	6.9	7.4	1.4	23.1	
				3Pass	8.0	7.8	7.9	7.4	7.6	2.1	25.4	
				4Pass	0.0	0.0	0.0	0.0	0.0	0.0	0.0	



2010 Indo Pacific Trampoline Tumbling Championships

RESULT FINAL




【TUM 13 - 14 Years Women】



Chair of Judges' Panel

June Booth

CAN

Execution			Difficulty											
J1	J2	J3	J4	J5	J6	J7	Recorder							
Leigh Oswin	Iwashita Yuriko	Daphne Stringer	Kawada Michiko	Michael Jennings	Karen Capel	Lance Henry	Kobayashi Akitomo							
AUS	JPN	NZL	JPN	AUS	CAN	NZL	Sub. Saitoh Tetsuya							
							J1	J2	J3	J4	J5	Diff	Sum	Total
1		Moriana McLean					1Pass	7.3	8.1	8.0	7.5	8.0	3.7	27.2
		991350	Australia				2Pass	7.6	7.8	7.6	7.7	7.7	3.2	26.2
							3Pass	7.1	6.8	7.2	6.5	6.9	3.7	24.5
							4Pass	0.0	0.0	0.0	0.0	0.0	0.0	0.0
2		Kaoru Ichikawa					1Pass	7.8	7.4	7.5	7.4	8.1	2.5	25.2
		653938	Japan				2Pass	7.4	7.4	7.2	7.1	7.4	2.5	24.5
							3Pass	7.9	7.4	7.5	7.5	8.0	2.5	25.4
							4Pass	0.0	0.0	0.0	0.0	0.0	0.0	0.0
3		Mirai Konagai					1Pass	7.0	7.4	7.6	7.3	7.4	2.4	24.5
		653939	Japan				2Pass	7.5	7.7	7.4	7.5	7.2	2.5	24.9
							3Pass	7.4	7.4	7.5	7.5	7.9	2.4	24.8
							4Pass	0.0	0.0	0.0	0.0	0.0	0.0	0.0



2010 Indo Pacific Trampoline Tumbling Championships

RESULT FINAL

【TUM 15 - 16 Years Women】



Chair of Judges' Panel

June Booth

CAN

Execution				Difficulty												
J1	Leigh Oswin	AUS		J6	Karen Capel	CAN										
J2	Iwashita Yuriko	JPN		J7	Lance Henry	NZL										
J3	Vicki Humphreys	NZL		Recorder												
J4	Kawada Michiko	JPN			Kobayashi Akitomo	JPN										
J5	Michael Jennings	AUS			Sub. Saitoh Tetsuya	JPN										
								J1	J2	J3	J4	J5	Diff	Sum	Total	
1		Arisa Takahashi		1Pass	7.1	7.2	6.9	7.0	7.1	4.1	25.3					
				2Pass	7.8	8.1	7.9	8.2	8.0	3.3	27.3					
				Japan 3Pass	7.7	7.6	7.5	7.5	7.5	1.9	24.5					
				4Pass	8.1	8.1	8.0	7.9	8.0	3.3	27.4					
2		Natsuki Kawamura		1Pass	7.2	7.6	7.7	7.2	7.3	2.2	24.3					
				2Pass	7.5	7.9	7.4	7.3	7.2	2.1	24.3					
				Japan 3Pass	7.5	7.7	7.4	7.1	7.0	2.2	24.2					
				4Pass	7.1	7.5	7.3	7.1	7.0	2.1	23.6					



2010 Indo Pacific Trampoline Tumbling Championships

RESULT FINAL

【TUM 17+ Years Men】



Chair of Judges' Panel

June Booth

CAN

Execution		Difficulty									
J1	J2	J3	J4	J5	Diff	Sum	Total				
J1	Leigh Oswin	AUS	J6	Karen Capel	CAN						
J2	Iwashita Yuriko	JPN	J7	Dephne Stringer	NZL						
J3	Lance Henry	NZL	Recorder								
J4	Kawada Michiko	JPN	Kobayashi Akitomo			JPN					
J5	Michael Jennings	AUS	Sub. Saitoh Tetsuya			JPN					
		J1	J2	J3	J4	J5	Diff	Sum	Total		
1	Kyle Clemmer 991324	Canada	1Pass	8.2	8.5	8.6	8.2	8.5	6.1	31.3	125.0
			2Pass	8.6	8.3	8.3	8.1	7.8	6.7	31.4	
			3Pass	8.2	8.4	8.2	7.9	8.3	6.3	31.0	
			4Pass	8.3	8.3	8.3	8.2	7.9	6.5	31.3	
2	Jumpei Sugiura 652217	Japan	1Pass	8.7	8.5	8.9	8.3	8.2	5.9	31.4	124.9
			2Pass	7.6	8.0	7.7	7.2	7.2	5.3	27.8	
			3Pass	8.9	8.4	8.9	8.0	8.8	7.1	33.2	
			4Pass	8.5	8.7	8.8	8.1	8.4	6.9	32.5	
3	Amiel Clarke 991323	Canada	1Pass	8.2	8.2	8.5	8.6	7.8	5.7	30.6	124.2
			2Pass	8.4	8.1	8.0	8.7	8.7	5.9	31.1	
			3Pass	8.2	8.4	8.4	8.4	8.3	6.1	31.2	
			4Pass	8.6	8.7	8.6	8.6	8.4	5.5	31.3	
4	Justin Kalan 991322	Canada	1Pass	7.9	7.8	8.4	7.9	8.2	6.1	30.1	119.1
			2Pass	8.7	8.7	8.6	8.1	8.1	5.1	30.5	
			3Pass	7.6	8.1	8.0	7.0	8.1	3.9	27.6	
			4Pass	9.2	8.9	8.6	8.5	8.7	4.7	30.9	
5	Daisuke Takashima 653950	Japan	1Pass	8.4	8.2	8.5	7.8	7.6	2.4	26.8	104.1
			2Pass	7.7	7.6	7.7	7.6	8.0	1.9	24.9	
			3Pass	7.6	8.6	8.4	7.8	8.3	2.4	26.9	
			4Pass	7.7	8.1	8.0	7.7	7.9	1.9	25.5	



2010 Indo Pacific Trampoline Tumbling Championships

RESULT FINAL

【TUM 17+ Years Women】



Chair of Judges' Panel

June Booth

CAN

Execution

J1 Leigh Oswin AUS
 J2 Iwashita Yuriko JPN
 J3 Lance Henry NZL
 J4 Kawada Michiko JPN
 J5 Michael Jennings AUS

Difficulty


J6 Karen Capel CAN
 J7 Dephne Stringer NZL

Recorder

Kobayashi Akitomo JPN
 Sub. Saitoh Tetsuya JPN

J1 J2 J3 J4 J5 Diff Sum Total

1		Haylee Wellard 991358	Australia	1Pass	8.2	8.3	8.6	8.5	8.1	4.2	29.2	114.7
				2Pass	8.4	8.4	8.1	7.8	8.0	3.5	28.0	
				3Pass	8.0	8.4	8.6	8.5	8.3	4.2	29.4	
				4Pass	8.6	8.5	8.1	7.9	8.0	3.5	28.1	



2010 Indo Pacific Trampoline Tumbling Championships

RESULT FINAL

【TUM Open Men】



Chair of Judges' Panel

June Booth

CAN

Execution

J1 Leigh Oswin AUS
J2 Iwashita Yuriko JPN
J3 Lance Henry NZL
J4 Kawada Michiko JPN
J5 Michael Jennings AUS

Difficulty

J6 Karen Capel CAN
J7 Dephne Stringer NZL

Recorder

Kobayashi Akitomo JPN
 Sub. Saitoh Tetsuya JPN

							J1	J2	J3	J4	J5	Diff	Sum	Total
1	Shotaro Sugiura 652216	1Pass	6.8	7.6	6.9	6.7	6.7	3.7	24.1					
		2Pass	8.4	8.6	8.4	8.2	8.2	4.9	29.9					
		3Pass	7.3	8.4	7.3	7.2	7.1	4.3	26.1					
		4Pass	8.6	9.0	8.3	8.4	7.7	4.9	30.2					
2	Kota Kuroki 653673	1Pass	8.3	8.5	7.8	7.9	8.2	2.3	26.7					
		2Pass	6.7	6.4	6.3	6.0	6.2	2.4	21.3					
		3Pass	8.9	8.8	8.3	8.1	8.4	2.3	27.8					
		4Pass	8.6	8.4	8.0	7.9	8.0	2.4	26.8					
3	Kyousuke Yamamoto 651564	1Pass	7.8	8.5	8.1	8.3	8.0	3.6	28.0					
		2Pass	5.1	5.8	5.5	5.2	5.1	2.0	17.8					
		3Pass	8.3	8.5	8.1	7.9	7.7	2.0	26.3					
		4Pass	7.7	7.6	7.4	6.9	7.1	1.9	24.0					



2010 Indo Pacific Trampoline Tumbling Championships

RESULT QUALIFICATION



【TUM 10 - 12 Years Women】

Chair of Judges' Panel

June Booth

CAN

Execution

J1 Leigh Oswin AUS
J2 Iwashita Yuriko JPN
J3 Daphne Stringer NZL
J4 Kawada Michiko JPN
J5 Michael Jennings AUS

Difficulty

J6 Karen Capel CAN
J7 Lance Henry NZL

Recorder

Kobayashi Akitomo OC
 Sub. Saito Tetsuya OC

Rank	Name	Country	J1	J2	J3	J4	J5	Diff	Pen.	Sum	Total
1	Aisa Kurita	Japan	1Rtn 7.6000	8.0000	7.9000	7.5000	8.1000	2.50		26.000	51.400
			2Rtn 8.0000	7.4000	7.8000	7.4000	8.2000	2.20		25.400	
2	Bronte Boyles	Australia	1Rtn 7.3000	7.5000	6.9000	7.2000	7.2000	2.30		24.000	49.200
			2Rtn 8.0000	7.8000	7.6000	7.7000	7.3000	2.10		25.200	
3	Momoko Koyama	Japan	1Rtn 7.2000	6.6000	6.8000	6.6000	7.0000	2.30		22.700	47.100
			2Rtn 7.5000	7.4000	7.3000	7.1000	7.5000	2.20		24.400	
4	Futaba Komori	Japan	1Rtn 7.0000	7.1000	6.7000	7.1000	6.9000	2.10		23.100	46.500
			2Rtn 7.0000	7.2000	6.6000	7.0000	7.0000	2.40		23.400	
5	Aoi Mochizuki	Japan	1Rtn 6.8000	7.4000	7.3000	7.2000	7.8000	2.30		24.200	46.500
			2Rtn 6.4000	7.0000	6.3000	6.8000	6.8000	2.30		22.300	



2010 Indo Pacific Trampoline Tumbling Championships

RESULT QUALIFICATION

【TUM 13 - 14 Years Men】



Chair of Judges' Panel June Booth CAN

Execution



J1 Leigh Oswin AUS
J2 Iwashita Yuriko JPN
J3 Vicki Humphreys NZL
J4 Kawada Michiko JPN
J5 Michael Jennings AUS

Difficulty

J6 Karen Capel CAN
J7 Lance Henry NZL

Recorder

Kobayashi Akitomo JPN
 Sub. Saitoh Tetsuya JPN

Rank	Name	Country		J1	J2	J3	J4	J5	Diff	Pen.	Sum	Total
1	 Kurt Hacking-Gadsby	Australia	1Rtn	7.1000	7.0000	7.1000	6.6000	7.1000	3.80		25.000	51.400
			2Rtn	7.5000	7.7000	7.7000	7.2000	7.5000	3.70	26.400		
2	 Syodai Hirai	Japan	1Rtn	7.3000	7.4000	7.0000	7.0000	7.5000	1.80		23.500	46.600
			2Rtn	7.2000	7.6000	7.1000	6.9000	7.4000	1.40	23.100		



2010 Indo Pacific Trampoline Tumbling Championships RESULT QUALIFICATION



【TUM 13 - 14 Years Women】

Chair of Judges' Panel June Booth CAN

Execution




J1 Leigh Oswin AUS
J2 Iwashita Yuriko JPN
J3 Vicki Humphreys NZL
J4 Kawada Michiko JPN
J5 Michael Jennings AUS

Difficulty

J6 Karen Capel CAN
J7 Lance Henry NZL

Recorder

Kobayashi Akitomo JPN
 Sub. Saitoh Tetsuya JPN

Rank	Name	Country	J1	J2	J3	J4	J5	Diff	Pen.	Sum	Total
1	 Moriana McLean	Australia	1Rtn 7.3000	8.1000	8.0000	7.5000	8.0000	3.70		27.200	53.400
			2Rtn 7.6000	7.8000	7.6000	7.7000	7.7000	3.20		26.200	
2	 Kaoru Ichikawa	Japan	1Rtn 7.8000	7.4000	7.5000	7.4000	8.1000	2.50		25.200	49.700
			2Rtn 7.4000	7.4000	7.2000	7.1000	7.4000	2.50		24.500	
3	 Mirai Konagai	Japan	1Rtn 7.0000	7.4000	7.6000	7.3000	7.4000	2.40		24.500	49.400
			2Rtn 7.5000	7.7000	7.4000	7.5000	7.2000	2.50		24.900	



2010 Indo Pacific Trampoline Tumbling Championships

RESULT QUALIFICATION

【TUM 15 - 16 Years Men】



Chair of Judges' Panel June Booth CAN

Execution

J1 Leigh Oswin AUS
J2 Iwashita Yuriko JPN
J3 Vicki Humphreys NZL
J4 Kawada Michiko JPN
J5 Michael Jennings AUS

Difficulty

J6 Karen Capel CAN
J7 Lance Henry NZL

Recorder

Kobayashi Akitomo OC
 Sub. Saito Tetsuya OC

Rank	Name	Country	J1	J2	J3	J4	J5	Diff	Pen.	Sum	Total
1	Yuki Okumura	Japan	1Rtn 4.6000	5.0000	4.8000	4.8000	4.8000	1.40		15.800	38.600
			2Rtn 7.0000	7.2000	6.8000	6.6000	6.8000	2.20		22.800	



2010 Indo Pacific Trampoline Tumbling Championships RESULT QUALIFICATION



【TUM 15 - 16 Years Women】

Chair of Judges' Panel June Booth CAN

Execution

J1 Leigh Oswin AUS
J2 Iwashita Yuriko JPN
J3 Vicki Humphreys NZL
J4 Kawada Michiko JPN
J5 Michael Jennings AUS

Difficulty

J6 Karen Capel CAN
J7 Lance Henry NZL

Recorder

Kobayashi Akitomo OC
 Sub. Saito Tetsuya OC

Rank	Name	Country	J1	J2	J3	J4	J5	Diff	Pen.	Sum	Total
1	Arisa Takahashi	Japan	1Rtn 7.1000	7.2000	6.9000	7.0000	7.1000	4.10		25.300	52.600
			2Rtn 7.8000	8.1000	7.9000	8.2000	8.0000	3.30		27.300	
2	Natsuki Kawamura	Japan	1Rtn 7.2000	7.6000	7.7000	7.2000	7.3000	2.20		24.300	48.600
			2Rtn 7.5000	7.9000	7.4000	7.3000	7.2000	2.10		24.300	



2010 Indo Pacific Trampoline Tumbling Championships

RESULT QUALIFICATION

【TUM 17+ Years Women】



Chair of Judges' Panel June Booth CAN

Execution

J1 Leigh Oswin AUS
J2 Iwashita Yuriko JPN
J3 Lance Henry NZL
J4 Kawada Michiko JPN
J5 Michael Jennings AUS

Difficulty

J6 Karen Capel CAN
J7 Dephne Stringer NZL

Recorder

Kobayashi Akitomo JPN
 Sub. Saitoh Tetsuya JPN

Rank	Name	Country	J1	J2	J3	J4	J5	Diff	Pen.	Sum	Total
1	Haylee Wellard	Australia	1Rtn 8.2000	8.3000	8.6000	8.5000	8.1000	4.20		29.200	57.200
			2Rtn 8.4000	8.4000	8.1000	7.8000	8.0000	3.50		28.000	



2010 Indo Pacific Trampoline Tumbling Championships

RESULT QUALIFICATION

【TUM 17+ Years Men】



Chair of Judges' Panel June Booth CAN

Execution

J1 Leigh Oswin AUS
J2 Iwashita Yuriko JPN
J3 Lance Henry NZL
J4 Kawada Michiko JPN
J5 Michael Jennings AUS

Difficulty

J6 Karen Capel CAN
J7 Dephne Stringer NZL

Recorder

Kobayashi Akitomo JPN
 Sub. Saitoh Tetsuya JPN

Rank	Name	Country	J1	J2	J3	J4	J5	Diff	Pen.	Sum	Total
1	Kyle Clemmer	Canada	1Rtn 8.2000	8.5000	8.6000	8.2000	8.5000	6.10		31.300	62.700
			2Rtn 8.6000	8.3000	8.3000	8.1000	7.8000	6.70	31.400		
2	Amiel Clarke	Canada	1Rtn 8.2000	8.2000	8.5000	8.6000	7.8000	5.70		30.600	61.700
			2Rtn 8.4000	8.1000	8.0000	8.7000	8.7000	5.90	31.100		
3	Justin Kalan	Canada	1Rtn 7.9000	7.8000	8.4000	7.9000	8.2000	6.10		30.100	60.600
			2Rtn 8.7000	8.7000	8.6000	8.1000	8.1000	5.10	30.500		
4	Jumpei Sugiura	Japan	1Rtn 8.7000	8.5000	8.9000	8.3000	8.2000	5.90		31.400	59.200
			2Rtn 7.6000	8.0000	7.7000	7.2000	7.2000	5.30	27.800		
5	Daisuke Takashima	Japan	1Rtn 8.4000	8.2000	8.5000	7.8000	7.6000	2.40		26.800	51.700
			2Rtn 7.7000	7.6000	7.7000	7.6000	8.0000	1.90	24.900		



2010 Indo Pacific Trampoline Tumbling Championships

RESULT QUALIFICATION

【TUM Open Men】



Chair of Judges' Panel June Booth CAN

Execution

J1 Leigh Oswin AUS
J2 Iwashita Yuriko JPN
J3 Lance Henry NZL
J4 Kawada Michiko JPN
J5 Michael Jennings AUS

Difficulty

J6 Karen Capel CAN
J7 Dephne Stringer NZL

Recorder











Kobayashi Akitomo JPN
 Sub. Saitoh Tetsuya JPN

Rank	Name	Country	J1	J2	J3	J4	J5	Diff	Pen.	Sum	Total
1	Shotaro Sugiura	Japan	1Rtn 6.8000	7.6000	6.9000	6.7000	6.7000	3.70		24.100	54.000
			2Rtn 8.4000	8.6000	8.4000	8.2000	8.2000	4.90		29.900	
2	Kota Kuroki	Japan	1Rtn 8.3000	8.5000	7.8000	7.9000	8.2000	2.30		26.700	48.000
			2Rtn 6.7000	6.4000	6.3000	6.0000	6.2000	2.40		21.300	
3	Kyousuke Yamamoto	Japan	1Rtn 7.8000	8.5000	8.1000	8.3000	8.0000	3.60		28.000	45.800
			2Rtn 5.1000	5.8000	5.5000	5.2000	5.1000	2.00		17.800	



2010 Indo Pacific Trampoline Tumbling Championships
FINAL STARTLIST
【DMT 13 - 14 Years Women】













No.	Name	Country
1	 Kana Endo	Japan
2	 Kaede Suzuki	Japan
3	 Sae Kobayashi	Japan
4	 Candice Van Rooyen	South Africa
5	 Tatum Sawa	Canada
6	 Kililipi O'Donoghue-	Australia
7	 Risa Kawaguchi	Japan
8	 Olivia Morris	Australia
9	 Braidia Thomas	Australia
10	 Alexa McPhee	Canada



2010 Indo Pacific Trampoline Tumbling Championships
FINAL STARTLIST
【TRA-Individual 17+ Years Men】













No.	Name	Country
1	 Thomas Chambers	Canada
2	 James Darroch	New Zealand
3	 Yuya Otonari	Japan
4	 Yu Oikawa	Japan
5	 Patrick Cooper	Australia
6	 Hiromu Sekiguchi	Japan
7	 Matthew Delforce	Australia
8	 William Morris	Australia
9	 Vincent Ng	Canada
10	 Amiel Clarke	Canada



2010 Indo Pacific Trampoline Tumbling Championships
FINAL STARTLIST
【TRA-Individual 17+ Years Women】









No.	Name	Country
1	 Lanthe Louw	South Africa
2	 Josie Te Rata	New Zealand
3	 Kailey McLeod	Canada
4	 Anita Cirillo	Canada
5	 Kaitlyn Duignan	Australia
6	 Chelsea Nerpio	Canada
7	 Erina Kamimura	Japan
8	 Makiko Matsuda	Japan
9	 Christine Jenkins	Australia
10	 Mayu Otani	Japan



2010 Indo Pacific Trampoline Tumbling Championships
FINAL STARTLIST
【TUM 10 - 12 Years Women】







No.	Name	Country
1	 Aoi Mochizuki	Japan
2	 Futaba Komori	Japan
3	 Momoko Koyama	Japan
4	 Bronte Boyles	Australia
5	 Aisa Kurita	Japan




2010 Indo Pacific Trampoline Tumbling Championships Start List

DMT Open Women QUALIFICATIONS



Start Order	Gymnast	Country
1	 Erika Matsuo	Japan
2	 Jessie Tulett	Australia
3	 Kelsie Henry	Australia
4	 Christine Jenkins	Australia














2010 Indo Pacific Trampoline Tumbling Championships

Start List

DMTOpen Men QUALIFICATIONS



Start Order	Gymnast	Country
1	 Masayuki Kato	Japan
2	 Jack Penny	Australia
3	 Katsuyuki Muroi	Japan
4	 Ty Swadling	Australia
5	 Adriaan van der Spuy	South Africa
6	 Kierran Tuhi	New Zealand
7	 Lucky Radeb	South Africa
8	 Kota Kuroki	Japan
9	 Jarrod Spear	Australia
10	 Damian Ryan	Australia



















2010 Indo Pacific Trampoline Tumbling Championships

Start List

DMT17+ Years Women QUALIFICATIONS



Start Order	Gymnast	Country
1	 Josie Te Rata	New Zealand
2	 Shiori Udagawa	Japan
3	 Beatrice Prcic	Canada
4	 Pam Kriangkum	Canada
5	 Haylee Wellard	Australia
6	 Monique Minnie	South Africa
7	 Kaede Hashinokuchi	Japan
8	 Patricia Dwyer	New Zealand
9	 Brittany Falconer	Canada
10	 Chika Uchiyama	Japan
11	 Chelsea Nerpio	Canada
12	 Jordyn McLean	New Zealand
13	 Katelyn Reyne	Australia
14	 Jennifer Allison	Australia
15	 Brie Yep	Canada












2010 Indo Pacific Trampoline Tumbling Championships

Start List

DMT17+ Years Men QUALIFICATIONS




Start Order	Gymnast	Country
1	 Matthew Gifkins	Australia
2	 Kaleb Collins	Australia
3	 Kyle Clemmer	Canada
4	 Matthew Warner	Australia
5	 Philip Henry	New Zealand
6	 Hugh Ross	Australia
7	 Shaun Swadling	Australia
8	 Justin Kalan	Canada




















2010 Indo Pacific Trampoline Tumbling Championships

Start List

DMT15 – 16 Years Women QUALIFICATIONS



Start Order	Gymnast	Country
1	 Shannon Comeault	Canada
2	 Leanne Van Rensburg	Australia
3	 Kanako Ono	Japan
4	 Christine Hansen	South Africa
5	 Emily O'Connor	Australia
6	 Alexandra Phillips-T	Canada
7	 Izumi Ogata	Japan
8	 Rebecca Stacey	Australia
9	 Amanda Huygens	Canada
10	 Lynette Upma	South Africa
11	 Moeko Takamori	Japan
12	 Lauren Sampson	Australia
13	 Kana Fukudome	Japan
14	 Hitomi Tomita	Japan
15	 Chene Bester	South Africa
16	 Poppy Quinlan	Canada













2010 Indo Pacific Trampoline Tumbling Championships

Start List

DMT15 – 16 Years Men QUALIFICATIONS




Start Order	Gymnast	Country
1	 Oliver Andrew Buchne	South Africa
2	 Hayden Woodfall	Australia
3	 Luke Seal	Australia
4	 Rynhard Peter Rademe	South Africa
5	 Matthew Weal	Australia
6	 Brett Babcock	Canada
7	 Ryoga Aikyo	Japan
8	 Matthew Henry	Australia
9	 Bastian Tinney	Australia
























2010 Indo Pacific Trampoline Tumbling Championships

Start List

DMT13 – 14 Years Women QUALIFICATIONS



Start Order	Gymnast	Country
1	 Candice Van Rooyen	South Africa
2	 Tatum Sawa	Canada
3	 Risa Kawaguchi	Japan
4	 Kieran Wheatley	Canada
5	 Donique Blignaut	South Africa
6	 Kana Endo	Japan
7	 Braida Thomas	Australia
8	 Chifumi Hashimoto	Japan
9	 Chisato Saito	Japan
10	 Sae Kobayashi	Japan
11	 Nanaka Izumi	Japan
12	 Kaede Suzuki	Japan
13	 Akane Okada	Japan
14	 Alexa McPhee	Canada
15	 Mai Hichiwa	Japan
16	 Olivia Morris	Australia
17	 Kililipi O'Donoghue-	Australia
18	 Moe Goto	Japan
19	 Aoi Hashinokuchi	Japan
20	 Ayano Takahashi	Japan



















2010 Indo Pacific Trampoline Tumbling Championships

Start List

DMT13 – 14 Years Men QUALIFICATIONS




Start Order	Gymnast	Country
1	 Nelson McCallum	New Zealand
2	 Curtis Booth	Australia
3	 Oliver McGrath	Australia
4	 Masami Sugawara	Japan
5	 Chezwin Tim	South Africa
6	 Sean Pearce	New Zealand
7	 Riku Yoshizawa	Japan
8	 Zander Biewenga	South Africa
9	 Syodai Hirai	Japan
10	 Tomonari Kikuchi	Japan
11	 Hugh McConnell	Australia
12	 Kei Shibao	Japan
13	 Aidan Collins	Australia
14	 Shunya Koike	Japan
15	 Cameron Quinlan	Canada
























2010 Indo Pacific Trampoline Tumbling Championships

Start List

DMT10 – 12 Years Women QUALIFICATIONS




Start Order	Gymnast	Country
1	 Hikari Umetsu	Japan
2	 Erimo Okada	Japan
3	 Alexa Kennedy	New Zealand
4	 Miki Sakurai	Japan
5	 Ngareta Wicksteed	New Zealand
6	 Asuka Nakano	Japan
7	 Miku Shimatsu	Japan
8	 Yukino Miura	Japan
9	 Kelly Schoeman	South Africa
10	 Risa Kiryu	Japan
11	 Michaela Mentz	South Africa
12	 Yukina Tsuboi	Japan
13	 Olivia Davies	Australia
14	 Lizzie Stevenson	New Zealand
15	 Calista Theron	Australia
16	 Hana Narita	Japan
17	 Hayley Rhode	New Zealand
18	 Honami Takahashi	Japan
19	 Rana Matsumoto	Japan
20	 Chisato Hashimoto	Japan














2010 Indo Pacific Trampoline Tumbling Championships

Start List




DMT10 – 12 Years Men QUALIFICATIONS

Start Order	Gymnast	Country
1	 Lachie Smith	New Zealand
2	 Ruben Bester	South Africa
3	 Masaya Sugawara	Japan
4	 Ryo Inoue	Japan
5	 William Thomas Wait	South Africa
6	 Kazuki Kiryu	Japan
7	 Takuma Fukudome	Japan
8	 Jared Archer	Australia
9	 Ben Blais	Canada
10	 Yuki Honda	Japan






2010 Indo Pacific Trampoline Tumbling Championships

Synchro Start List



Open Women QUALIFICATIONS


Start Order	Gymnast	Country
1	 Natsuko Ueda Ayano Kawasaki	Japan
2	 Mao Kuramochi Erika Matsuo	Japan








2010 Indo Pacific Trampoline Tumbling Championships

Synchro Start List

Open Men QUALIFICATIONS



Start Order	Gymnast	Country
1	 Yuta Shirasaki Naoki Miyachi	Japan
2	 Jack Penny Jarrod Spear	Australia
3	 Yosuke Miyazaki Shinya Fujii	Japan
4	 Blake Gaudry William Morris	Australia

















2010 Indo Pacific Trampoline Tumbling Championships

Synchro Start List

17+ Years Women QUALIFICATIONS



Start Order	Gymnast	Country
1	 Jordyn McLean Josie Te Rata	New Zealand
2	 Christine Jenkins Aslin Styles	Australia
3	 Sakina Yamashita Risa Takayama	Japan
4	 Mayu Otani Makiko Otonari	Japan
5	 Hiromi Nagaoka Kazumi Kitasaki	Japan
6	 Tamami Yasuda Misaki Chiba	Japan
7	 Katelyn Reyne Kelsie Henry	Australia
8	 Jessie Tulett Kaitlyn Duignan	Australia
9	 Katie Neville Sarah Deverell	New Zealand
10	 Chelsea Nerpio Anita Cirillo	Canada
11	 Christine Hansen Lanthe Louw	South Africa
12	 Nanae Tada Moe Yasui	Japan
13	 Makiko Itai Misaki Kurata	Japan














2010 Indo Pacific Trampoline Tumbling Championships

Synchro Start List



17+ Years Men QUALIFICATIONS

Start Order	Gymnast	Country
1	 Shinichi Setani Kento Akai	Japan
2	 Matthew Delforce Patrick Cooper	Australia
3	 Kierran Tuhi Philip Henry	New Zealand
4	 Yuya Otonari Yu Oikawa	Japan
5	 Takuya Imada Musashi Shimo	Japan
6	 Kohei Uchida Mitsuaki Kawasuso	Japan
7	 Shaun Swadling Ty Swadling	Australia
8	 Ryutaro Otani Ryo Shiranuka	Japan
9	 Callum Schmidt Matt Kyne	New Zealand
10	 Yusei Nakao Kazune Chiba	Japan
















2010 Indo Pacific Trampoline Tumbling Championships

Synchro Start List



15 – 16 Years Women QUALIFICATIONS


Start Order	Gymnast	Country
1	 Mirei Kokubo Kana Hattori	Japan
2	 Mizuki Tamaru Miyuki Suda	Japan
3	 Yukine Miyata Chisato Takagi	Japan
4	 Emily O'Connor Korri Loader	Australia
5	 Ayana Fujita Mizuho Fukui	Japan
6	 Leanne Van Rensburg Hayley Pierce	Australia
7	 Georgina Robertson Penny Bennett	New Zealand
8	 Chene Bester Lynette Upma	South Africa
9	 Yumiko Nakasuji Saki Tonari	Japan
10	 Natsumi Teranishi Ayame Teranishi	Japan
11	 Natalie Skinner Eva Kierath	Australia
12	 Poppy Quinlan Shannon Comeault	Canada














2010 Indo Pacific Trampoline Tumbling Championships

Synchro Start List

15 – 16 Years Men QUALIFICATIONS




Start Order	Gymnast	Country
1	 Kosuke Suzuki Harutaro Mori	Japan
2	 Takumi Ando Ryoga Aikyo	Japan
3	 Toshiharu Kiguchi Ginga Munetomo	Japan
4	 Bastian Tinney Joshua Mobbs	Australia
5	 Ryosuke Kawashima Takuya Yoshioka	Japan
6	 Matthew Weal Bryce Wareham	Australia
7	 Alon Kruger Nelson McCallum	New Zealand
8	 Luke Seal Matthew Henry	Australia
9	 Kenta Yasuhara Shunya Tamakawa	Japan
10	 Daiki Kishi Takafumi Oi	Japan














2010 Indo Pacific Trampoline Tumbling Championships

Synchro Start List




13 – 14 Years Women QUALIFICATIONS

Start Order	Gymnast	Country
1	 Abby Roper Bonnie Davis	New Zealand
2	 Sawa Moroi Ayumi Nakamura	Japan
3	 Sakura Yamazaki Sae Suzuki	Japan
4	 Kililipi O'Donoghue- Dannii Sanders	Australia
5	 Suzuka Imamura Mitsuki Nagao	Japan
6	 Abbie Watts Nikita Wilson-Beddoe	Australia
7	 Narumi Tamura Miku Nishimura	Japan
8	 Yuna Sato Megu Uyama	Japan
9	 Claire Arthur Olivia Morris	Australia
10	 Rana Nakano Yuri Murayama	Japan















2010 Indo Pacific Trampoline Tumbling Championships

Synchro Start List



13 – 14 Years Men QUALIFICATIONS

Start Order	Gymnast	Country
1	 Ryo Goto Shogo Nakamura	Japan
2	 Shinya Nagata Kaname Osaki	Japan
3	 Blake Rutherford Curtis Booth	Australia
4	 Dominic Clarke Oliver McGrath	Australia
5	 Ryunosuke Fujita Ryosuke Sakai	Japan
6	 Kei Shibao Takuma Fukudome	Japan
7	 Ryo Ando Yuya Nakanishi	Japan
8	 Aidan Collins Hugh McConnell	Australia
9	 Cameron Quinlan Ben Blais	Canada
10	 Zander Biewenga Chezwin Tim	South Africa
11	 Yuya Nagai Yuki Ichikawa	Japan













2010 Indo Pacific Trampoline Tumbling Championships

Synchro Start List




10 – 12 Years Women QUALIFICATIONS

Start Order	Gymnast	Country
1	 Hirona Onishi Hikaru Domae	Japan
2	 Miho Taniguchi Chiho Matsubara	Japan
3	 Calista Theron Billie-Lee Goodman	Australia
4	 Alexa Kennedy Hayley Rhode	New Zealand
5	 Hinano Fuse Miu Shintani	Japan
6	 Sara Tezuka Fuki Nakamura	Japan
7	 Lizzie Stevenson Ngareta Wicksteed	New Zealand
8	 Saki Hayashi Asuka Kuroda	Japan
9	 Yukina Tsuboi Erimo Okada	Japan











2010 Indo Pacific Trampoline Tumbling Championships

Synchro Start List



10 – 12 Years Men QUALIFICATIONS


Start Order	Gymnast	Country
1	 Tatsuya Nakanishi Ryo Akashi	Japan
2	 Cooper McClymont Jared Archer	Australia
3	 Aro Naoi Eiji Shiraki	Japan
4	 Takehiro Wada Toma Miyano	Japan
5	 Ryosuke Shintani Yura Orita	Japan
6	 Ryota Nakamura Masashi Sakai	Japan
7	 Ryota Kishi Hiromu Okada	Japan









2010 Indo Pacific Trampoline Tumbling Championships

Start List

Open Women QUALIFICATIONS




Start Order	Gymnast	Country
1	 Ayano Kawasaki	Japan
2	 Erika Matsuo	Japan
3	 Aslin Styles	Australia
4	 Mao Kuramochi	Japan
5	 Natsuko Ueda	Japan














2010 Indo Pacific Trampoline Tumbling Championships

Start List

Open Men QUALIFICATIONS




Start Order	Gymnast	Country
1	 Kierran Tuhi	New Zealand
2	 Blake Gaudry	Australia
3	 Yuta Shirasaki	Japan
4	 Shinya Fujii	Japan
5	 Ty Swadling	Australia
6	 Yosuke Miyazaki	Japan
7	 Naoki Miyachi	Japan
8	 Yutaro Suzuki	Japan
9	 Jack Penny	Australia
10	 Lucky Radeb	South Africa



























2010 Indo Pacific Trampoline Tumbling Championships

Start List

17+ Years Women QUALIFICATIONS



Start Order	Gymnast	Country
1	 Makiko Matsuda	Japan
2	 Mayu Higashimoto	Japan
3	 Rio Kanao	Japan
4	 Kailey McLeod	Canada
5	 Makiko Otonari	Japan
6	 Manami Teramae	Japan
7	 Katherine McLeod	Canada
8	 Jordyn McLean	New Zealand
9	 Misaki Nakai	Japan
10	 Mayu Otani	Japan
11	 Katie Neville	New Zealand
12	 Makiko Itai	Japan
13	 Kaitlyn Duignan	Australia
14	 Momoko Makita	Japan
15	 Anita Cirillo	Canada
16	 Lanthe Louw	South Africa
17	 Hiromi Nagaoka	Japan
18	 Monique Minnie	South Africa
19	 Chelsea Nerpio	Canada
20	 Josie Te Rata	New Zealand
21	 Jessie Tulett	Australia
22	 Christine Jenkins	Australia
23	 Erina Kamimura	Japan































2010 Indo Pacific Trampoline Tumbling Championships

Start List

17+ Years Men QUALIFICATIONS




Start Order	Gymnast	Country
1	 Yu Oikawa	Japan
2	 Thomas Chambers	Canada
3	 Yuya Otonari	Japan
4	 Matt Kyne	New Zealand
5	 Yuho Yokota	Japan
6	 Reinhard Huisamen	South Africa
7	 Paul Bagot	Australia
8	 Ryutaro Otani	Japan
9	 Vincent Ng	Canada
10	 Callum Schmidt	New Zealand
11	 Ryota Noda	Japan
12	 Kohei Uchida	Japan
13	 Patrick Cooper	Australia
14	 Ryota Itabashi	Japan
15	 Amiel Clarke	Canada
16	 Hiromu Sekiguchi	Japan
17	 Shaun Swadling	Australia
18	 Jarrod Spear	Australia
19	 William Morris	Australia
20	 Yusei Nakao	Japan
21	 Philip Henry	New Zealand
22	 Kakeru Sugimoto	Japan
23	 James Darroch	New Zealand
24	 Stephen Hauck	Canada
25	 Takuya Shimakawa	Japan
26	 Shinichi Setani	Japan
27	 Matthew Delforce	Australia































2010 Indo Pacific Trampoline Tumbling Championships

Start List

15 – 16 Years Women QUALIFICATIONS




Start Order	Gymnast	Country
1	 Hayley Pierce	Australia
2	 Lynette Upma	South Africa
3	 Leanne Van Rensburg	Australia
4	 Shiori Uchida	Japan
5	 Natalie Skinner	Australia
6	 Mirei Kokubo	Japan
7	 Ayaka Ikegaya	Japan
8	 Misaki Chiba	Japan
9	 Haruo Yamaguchi	Japan
10	 Eva Kierath	Australia
11	 Chene Bester	South Africa
12	 Georgina Robertson	New Zealand
13	 Emily Rogan	Canada
14	 Emily O'Connor	Australia
15	 Sarah Deverell	New Zealand
16	 Shannon Comeault	Canada
17	 Penny Bennett	New Zealand
18	 Korri Loader	Australia
19	 Moe Yasui	Japan
20	 Poppy Quinlan	Canada
21	 Ayame Teranishi	Japan
22	 Yukine Miyata	Japan
23	 Midori Kanjima	Japan
24	 Mizuki Tamaru	Japan
25	 Natsumi Teranishi	Japan
26	 Christine Hansen	South Africa
27	 Hitomi Tomita	Japan
























2010 Indo Pacific Trampoline Tumbling Championships

Start List

15 – 16 Years Men QUALIFICATIONS




Start Order	Gymnast	Country
1	 Luke Seal	Australia
2	 Hitoshi Ikeda	Japan
3	 Joshua Mobbs	Australia
4	 Toshiharu Kiguchi	Japan
5	 Bryce Wareham	Australia
6	 Alon Kruger	New Zealand
7	 Kazune Chiba	Japan
8	 Matthew Weal	Australia
9	 Harutaro Mori	Japan
10	 Brett Babcock	Canada
11	 Ryosuke Kawashima	Japan
12	 Ryo Shiranuka	Japan
13	 Ryota Hanai	Japan
14	 Bastian Tinney	Australia
15	 Kaito Nishimura	Japan
16	 Takuya Yoshioka	Japan
17	 Daiki Kishi	Japan
18	 Trevor Stirling	Canada
19	 Kenta Yasuhara	Japan
20	 Kosuke Suzuki	Japan




























2010 Indo Pacific Trampoline Tumbling Championships

Start List

13 – 14 Years Women QUALIFICATIONS




Start Order	Gymnast	Country
1	 Megu Uyama	Japan
2	 Bonnie Davis	New Zealand
3	 Yuri Murayama	Japan
4	 Braida Thomas	Australia
5	 Rana Nakano	Japan
6	 Abbie Watts	Australia
7	 Yuna Sato	Japan
8	 Hannah Popoff	Canada
9	 Donique Blignaut	South Africa
10	 Nikita Wilson-Beddoe	Australia
11	 Abby Roper	New Zealand
12	 Claire Arthur	Australia
13	 Tatum Sawa	Canada
14	 Koto Fujita	Japan
15	 Narumi Tamura	Japan
16	 Dannii Sanders	Australia
17	 Riho Hirano	Japan
18	 Mai Hichiwa	Japan
19	 Sakura Yamazaki	Japan
20	 Kieran Wheatley	Canada
21	 Risa Kawaguchi	Japan
22	 Karin Okawa	Japan
23	 Kililipi O'Donoghue-	Australia
24	 Nao Suzuki	Japan



























2010 Indo Pacific Trampoline Tumbling Championships

Start List

13 – 14 Years Men QUALIFICATIONS




Start Order	Gymnast	Country
1	 Ryosuke Sakai	Japan
2	 Ryunosuke Fujita	Japan
3	 Zander Biewenga	South Africa
4	 Dominic Clarke	Australia
5	 Nelson McCallum	New Zealand
6	 Jinpei Harazaki	Japan
7	 Hugh McConnell	Australia
8	 Shinya Nagata	Japan
9	 Chezwin Tim	South Africa
10	 Kei Shibao	Japan
11	 Masaru Yoshida	Japan
12	 Curtis Booth	Australia
13	 Ryo Ando	Japan
14	 Kaname Osaki	Japan
15	 Pieter Smith	South Africa
16	 Cameron Quinlan	Canada
17	 Ryuta Ichikawa	Japan
18	 Tomonari Kikuchi	Japan
19	 Aidan Collins	Australia
20	 Shota Uchino	Japan
21	 Blake Rutherford	Australia
22	 Yuya Nakanishi	Japan
23	 Oliver McGrath	Australia





























2010 Indo Pacific Trampoline Tumbling Championships

Start List

10 – 12 Years Women QUALIFICATIONS




Start Order	Gymnast	Country
1	 Sara Tezuka	Japan
2	 Bronte Boyles	Australia
3	 Rena Unno	Japan
4	 Moeri Handa	Japan
5	 Kelly Schoeman	South Africa
6	 Moe Suzuki	Japan
7	 Michaela Mentz	South Africa
8	 Hayley Rhode	New Zealand
9	 Hinano Fuse	Japan
10	 Lucy Chambers	New Zealand
11	 Oka Sugitani	Japan
12	 Rosie Gordon	New Zealand
13	 Olivia Davies	Australia
14	 Risa Kiryu	Japan
15	 Lizzie Stevenson	New Zealand
16	 Galista Theron	Australia
17	 Ngareta Wicksteed	New Zealand
18	 Billie-Lee Goodman	Australia
19	 Yumi Ochiai	Japan
20	 Yuko Tanaka	Japan
21	 Alexa Kennedy	New Zealand
22	 Caitlin Jackson	Australia
23	 Yuki Nakamura	Japan
24	 Miho Taniguchi	Japan
25	 Saki Hayashi	Japan




2010 Indo Pacific Trampoline Tumbling Championships

Start List

10 – 12 Years Men QUALIFICATIONS




Start Order	Gymnast	Country
1	 Yamato Ueda	Japan
2	 Takato Nakazono	Japan
3	 Ben Blais	Canada
4	 Shotoku Fujita	Japan
5	 Ryo Inoue	Japan
6	 Cooper McClymont	Australia
7	 Ryo Akashi	Japan
8	 Yura Orita	Japan
9	 William Thomas Wait	South Africa
10	 Takehiro Wada	Japan
11	 Ruben Bester	South Africa
12	 Toma Miyano	Japan
13	 Jared Archer	Australia
14	 Lachie Smith	New Zealand
15	 Ryota Kishi	Japan
16	 Ryosuke Shintani	Japan
17	 Tatsuya Nakanishi	Japan
18	 Hiroto Unno	Japan







2010 Indo Pacific Trampoline Tumbling Championships

Start List

TUMOpen Men QUALIFICATIONS




Start Order	Gymnast	Country
1	 Kyoussuke Yamamoto	Japan
2	 Kota Kuroki	Japan
3	 Shotaro Sugiura	Japan




2010 Indo Pacific Trampoline Tumbling Championships Start List



TUM17+ Years Women QUALIFICATIONS






Start Order	Gymnast	Country
1	 Haylee Wellard	Australia




2010 Indo Pacific Trampoline Tumbling Championships Start List



TUM17+ Years Men QUALIFICATIONS

Start Order	Gymnast	Country
1	 Kyle Clemmer	Canada
2	 Jumpei Sugiura	Japan
3	 Amiel Clarke	Canada
4	 Justin Kalan	Canada
5	 Daisuke Takashima	Japan






2010 Indo Pacific Trampoline Tumbling Championships

Start List

TUM15 – 16 Years Women QUALIFICATIONS




Start Order	Gymnast	Country
1	 Natsuki Kawamura	Japan
2	 Arisa Takahashi	Japan




2010 Indo Pacific Trampoline Tumbling Championships Start List



TUM15 – 16 Years Men QUALIFICATIONS


Start Order	Gymnast	Country
1	 Yuki Okumura	Japan







2010 Indo Pacific Trampoline Tumbling Championships

Start List

TUM13 – 14 Years Women QUALIFICATIONS



Start Order	Gymnast	Country
1	 Mirai Konagai	Japan
2	 Moriana McLean	Australia
3	 Kaoru Ichikawa	Japan






2010 Indo Pacific Trampoline Tumbling Championships

Start List

TUM13 – 14 Years Men QUALIFICATIONS




Start Order	Gymnast	Country
1	 Syodai Hirai	Japan
2	 Kurt Hacking-Gadsby	Australia








2010 Indo Pacific Trampoline Tumbling Championships

Start List

TUM10 – 12 Years Women QUALIFICATIONS



Start Order	Gymnast	Country
1	 Aoi Mochizuki	Japan
2	 Bronte Boyles	Australia
3	 Futaba Komori	Japan
4	 Aisa Kurita	Japan
5	 Momoko Koyama	Japan