





47th Artistic Gymnastics World Championships 2017
Montréal (CAN)



Women's Individual Qualifications

TUE 3 OCT 2017

Individual Results

Rank	Bib	Name	NOC	Code					Total
					Score Rk Pen	Score Rk Pen	Score Rk Pen	Score Rk Pen	
1	587	MURAKAMI Mai	JPN	D	5.400 14.633 (5)	5.300 13.900 (17)	5.600 <u>13.200</u> (8)	5.800 14.200 (2)	55.933
				E	9.233	8.600	7.600	8.400	
2	650	SMITH Ragan	USA	D	5.400 <u>14.466</u> (8)	6.000 14.133 (15)	5.700 12.900 (12)	5.800 14.433 (1)	55.932
				E	9.066	8.133	7.200	8.633	
3	520	BLACK Elisabeth	CAN	D	5.400 14.500 (6)	5.900 <u>14.400</u> (12)	5.800 13.433 (4)	5.000 13.433 (9)	55.766
				E	9.100	8.500	7.633	8.433	
4	552	de JESUS dos SANT.	FRA	D	5.400 14.500 (6)	5.800 <u>14.500</u> (11)	5.700 13.066 (9)	5.400 13.233 (15)	55.299
				E	9.200 -0.1	8.700	7.366	8.133 -0.3	
5	625	EREMINA Elena	RUS	D	5.000 13.866 (24)	6.300 15.100 (1)	5.400 <u>13.233</u> (6)	5.200 12.800 (25)	54.999
				E	8.866	8.800	7.833	7.900 -0.3	
6	648	HURD Morgan	USA	D	5.400 <u>14.466</u> (8)	5.800 14.333 (13)	5.600 13.500 (2)	5.400 12.533 (32)	54.832
				E	9.066	8.533	7.900	7.133	
7	646	VARINSKA Diana	UKR	D	4.600 13.716 (28)	6.000 <u>14.566</u> (8)	5.100 13.033 (10)	5.200 12.600 (30)	53.915
				E	9.116	8.566	7.933	7.700 -0.3	
8	514	DERWAELE Nina	BEL	D	4.600 13.566 (34)	6.300 <u>14.966</u> (4)	5.200 12.333 (23)	5.100 12.733 (27)	53.598
				E	8.966	8.666	7.233 -0.1	7.733 -0.1	
9	588	SUGIHARA Aiko	JPN	D	5.000 14.066 (20)	4.700 13.300 (26)	5.300 <u>12.466</u> (19)	5.300 13.433 (10)	53.265
				E	9.066	8.600	7.166	8.133	
10	627	MELNIKOVA Angelina	RUS	D	5.400 14.400 (11)	6.300 14.966 (4)	5.400 <u>12.600</u> (18)	5.600 11.166 (91)	53.132
				E	9.000	8.666	7.300 -0.1	5.966 -0.4	
11	633	STEINGRUBER Giulia	SUI	D	5.800 15.100 (1)	5.200 12.833 (37)	5.200 11.933 (33)	5.500 <u>13.266</u> (13)	53.132
				E	9.300	7.633	6.733	8.066 -0.3	
12	558	ALT Tabea	GER	D	5.400 <u>14.200</u> (16)	5.500 12.366 (45)	5.900 13.533 (1)	4.800 12.933 (21)	53.032
				E	8.800	6.866	7.633	8.133	
13	557	TINKLER Amy	GBR	D	5.400 14.366 (13)	5.500 13.066 (31)	4.900 12.066 (31)	5.500 <u>13.333</u> (12)	52.831
				E	8.966	7.566	7.166	7.933 -0.1	
14	546	PEREZ Ana	ESP	D	5.400 <u>14.100</u> (19)	5.700 12.733 (38)	5.100 12.933 (11)	5.000 12.966 (19)	52.732
				E	8.700	7.033	7.833	7.966	
15	521	MOORS Brooklyn	CAN	D	5.400 14.166 (17)	4.700 <u>13.066</u> (30)	5.300 11.533 (44)	5.400 13.866 (5)	52.631
				E	8.766	8.366	6.233	8.466	
16	527	WANG Yan	CHN	D	5.600 14.400 (11)	5.300 13.400 (24)	5.500 11.266 (51)	5.700 <u>13.366</u> (11)	52.432
				E	8.800	8.100	5.766	8.066 -0.4	
17	517	SANTOS Thais	BRA	D	4.600 13.633 (30)	5.300 <u>13.200</u> (29)	6.000 11.766 (38)	5.500 13.733 (6)	52.332
				E	9.033	7.900	5.766	8.233	
18	561	SEITZ Elisabeth	GER	D	4.600 <u>13.600</u> (32)	6.100 14.700 (6)	4.800 11.200 (53)	4.400 12.500 (33)	52.000
				E	9.000	8.600	6.400	8.100	
19	582	MORI Lara	ITA	D	4.600 13.325 (57)	5.300 13.466 (23)	5.400 <u>11.666</u> (41)	5.600 13.500 (8)	51.957
				E	8.725	8.166	6.266	7.900	
20	506	GODWIN Georgia	AUS	D	4.800 13.475 (40)	5.400 13.000 (32)	5.400 12.666 (16)	5.400 <u>12.733</u> (28)	51.874
				E	8.675	7.600	7.266	7.433 -0.1	
21	515	HERMANS Rune	BEL	D	4.600 13.333 (54)	5.300 <u>13.800</u> (19)	5.200 11.900 (34)	4.900 12.833 (24)	51.866
				E	8.733	8.500	6.700	7.933	
22	615	MARTINS Filipa	POR	D	4.600 13.166 (66)	5.300 13.333 (25)	5.500 12.633 (17)	4.700 <u>12.433</u> (36)	51.565
				E	8.566	8.033	7.133	8.033 -0.3	
23	550	BOYER Marine	FRA	D	4.600 13.633 (30)	4.900 <u>13.200</u> (27)	5.800 12.466 (21)	5.100 12.100 (51)	51.399
				E	9.033	8.300	6.666	7.000	
24	556	KINSELLA Alice	GBR	D	5.400 13.666 (29)	5.100 13.533 (21)	5.000 11.200 (54)	5.300 <u>12.966</u> (20)	51.365
				E	8.366 -0.1	8.433	6.200	7.666	









47th Artistic Gymnastics World Championships 2017
Montréal (CAN)



Women's Individual Qualifications
TUE 3 OCT 2017

Individual Results

Rank	Bib	Name	NOC	Code					Total
					Score Rk Pen	Score Rk Pen	Score Rk Pen	Score Rk Pen	
25	513	BRASSART Maellyse	BEL	D	4.600 13.741 (27)	5.000 <u>12.533</u> (41)	5.100 12.200 (27)	4.800 12.333 (39)	50.807
				E	9.141	7.533	7.100	7.833 -0.3	
26	593	LEE Eun Ju	KOR	D	4.600 13.300 (58)	5.100 12.933 (33)	4.800 <u>12.066</u> (29)	4.500 12.100 (49)	50.399
				E	8.700	7.833	7.266	7.600	
27	618	CRISAN Ioana	ROU	D	4.600 13.600 (32)	4.900 12.600 (40)	5.500 11.233 (52)	5.000 <u>12.800</u> (26)	50.233
				E	9.000	7.700	5.733	7.800	
28	511	NEKRASOVA Marina	AZE	D	5.000 <u>14.108</u> (18)	4.500 11.933 (54)	5.100 11.766 (37)	5.000 12.166 (45)	49.973
				E	9.108	7.433	6.766 -0.1	7.466 -0.3	
29	568	KOVACS Zsafia	HUN	D	5.000 12.733 (79)	5.100 13.766 (20)	5.300 <u>11.533</u> (44)	5.000 11.666 (78)	49.698
				E	7.733	8.666	6.233	6.766 -0.1	
30	632	KAESLIN Ilaria	SUI	D	4.600 13.533 (36)	4.700 11.933 (56)	5.300 11.733 (39)	4.600 <u>12.233</u> (41)	49.432
				E	8.933	7.233	6.533 -0.1	7.733 -0.1	
31	635	MOKOSOVA Barbora	SVK	D	4.600 13.533 (36)	4.800 <u>12.900</u> (34)	4.900 10.600 (72)	4.600 12.100 (50)	49.133
				E	8.933	8.100	5.700	7.500	
32	508	MADER Jasmin	AUT	D	4.600 13.466 (41)	4.800 11.766 (62)	4.600 <u>11.633</u> (42)	4.200 12.100 (48)	48.965
				E	8.866	6.966	7.033	7.900	
33	547	RODRIGUEZ RODRIGU.	ESP	D	4.000 <u>12.633</u> (81)	4.700 11.433 (70)	4.800 12.066 (29)	4.400 12.700 (29)	48.832
				E	8.633	6.733	7.266	8.300	
34	621	CUMMINS Claudia	RSA	D	4.600 <u>13.433</u> (43)	4.500 11.933 (54)	4.500 11.366 (50)	4.400 11.700 (76)	48.432
				E	8.833	7.433	6.866	7.300	
35	528	ARDILA GARCIA Dayana	COL	D	5.000 13.933 (22)	4.300 11.466 (69)	4.300 10.666 (69)	4.700 <u>12.233</u> (42)	48.298
				E	8.933	7.166	6.366	7.633 -0.1	
36	540	ELZEINY Sherine	EGY	D	4.600 13.433 (43)	5.300 13.533 (22)	4.500 9.566 (98)	4.700 <u>11.466</u> (84)	47.998
				E	8.833	8.233	5.566 -0.5	6.866 -0.1	
37	573	SAZONOVA Irina	ISL	D	4.600 <u>13.166</u> (66)	4.700 12.433 (44)	4.700 10.300 (79)	4.600 12.033 (56)	47.932
				E	8.566	7.733	5.600	7.433	
38	503	PISOS Agustina	ARG	D	4.600 12.966 (72)	5.000 11.966 (53)	4.900 <u>11.000</u> (61)	4.200 11.966 (61)	47.898
				E	8.366	6.966	6.100	7.766	
39	622	DARIES Naveen	RSA	D	4.600 <u>13.400</u> (47)	4.600 11.233 (77)	4.500 11.166 (55)	4.500 12.000 (57)	47.799
				E	8.800	6.633	6.666	7.500	
40	629	HRIBAR Lucija	SLO	D	4.600 13.333 (54)	4.300 <u>12.600</u> (39)	4.800 10.133 (83)	4.100 11.700 (74)	47.766
				E	8.733	8.300	5.333	7.600	
41	505	FOLINO Talia	AUS	D	4.600 13.400 (47)	5.000 13.200 (28)	4.700 10.933 (63)	4.600 <u>10.166</u> (105)	47.699
				E	8.800	8.200	6.333 -0.1	5.566	
42	510	INSHINA Yuliya	AZE	D	4.600 <u>13.366</u> (52)	4.400 11.666 (64)	5.000 10.433 (75)	4.700 12.200 (44)	47.665
				E	8.766	7.266	5.533 -0.1	7.500	
43	592	KIM Jury	KOR	D	4.600 13.433 (43)	4.000 10.366 (95)	4.800 <u>11.433</u> (46)	4.900 12.133 (46)	47.365
				E	8.833	6.366	6.633	7.333 -0.1	
44	600	MATA Victoria	MEX	D	4.400 <u>13.333</u> (54)	4.000 11.700 (63)	4.100 10.366 (77)	4.500 11.966 (63)	47.365
				E	8.933	7.700	6.266	7.466	
45	566	AL-SALTY Dalia	HUN	D	4.200 12.866 (74)	4.300 11.766 (61)	5.000 <u>10.800</u> (67)	4.700 11.733 (73)	47.165
				E	8.666	7.466	5.800	7.033	
46	574	SUTO-TUUHA Agnes	ISL	D	4.000 <u>12.766</u> (75)	3.800 11.500 (67)	4.100 10.866 (64)	4.100 11.966 (60)	47.098
				E	8.766	7.700	6.766	7.866	
47	644	OSIPOVA Valeriia	UKR	D	4.600 13.533 (36)	5.300 <u>10.500</u> (92)	5.000 10.833 (66)	4.800 12.200 (43)	47.066
				E	8.933	5.200	5.833	7.500 -0.1	
48	534	CENKOVA Veronika	CZE	D	4.000 12.700 (80)	4.400 <u>12.266</u> (47)	4.800 10.500 (74)	4.600 11.566 (80)	47.032
				E	8.700	7.866	5.700	7.066 -0.1	






47th Artistic Gymnastics World Championships 2017
Montréal (CAN)



Women's Individual Qualifications
TUE 3 OCT 2017

Individual Results

Rank	Bib	Name	NOC	Code					Total
					Score Rk Pen	Score Rk Pen	Score Rk Pen	Score Rk Pen	
49	541	HUSSEIN Farah	EGY	D	4.600 12.200 (90)	5.100 11.400 (73)	5.300 11.400 (49)	4.700 <u>11.766</u> (71)	46.766
				E	7.600	6.300	6.200 -0.1	7.366 -0.3	
50	612	McGREGOR Courtney	NZL	D	4.600 <u>13.233</u> (61)	4.700 12.266 (48)	4.900 9.466 (101)	4.600 11.800 (70)	46.765
				E	8.633	7.566	4.566	7.200	
51	535	HOLASOVA Aneta	CZE	D	4.000 12.766 (75)	4.600 <u>11.133</u> (78)	5.400 10.333 (78)	4.600 12.400 (37)	46.632
				E	8.766	6.533	4.933	7.800	
52	572	BELANYI Dominique	ISL	D	4.000 <u>12.600</u> (83)	4.300 11.600 (66)	4.200 11.000 (60)	4.200 11.366 (87)	46.566
				E	8.600	7.300	6.800	7.266 -0.1	
53	634	STUDER Fabienne	SUI	D	4.600 13.500 (39)	4.900 11.066 (79)	4.600 9.900 (89)	4.500 <u>11.800</u> (68)	46.266
				E	8.900	6.166	5.300	7.400 -0.1	
54	549	MURTO Helmi	FIN	D	3.700 <u>12.433</u> (88)	4.300 12.500 (42)	4.000 10.500 (73)	4.400 10.500 (101)	45.933
				E	8.733	8.200	6.600 -0.1	6.300 -0.2	
55	608	SKREGELID Martine	NOR	D	4.600 13.400 (47)	4.500 <u>10.866</u> (84)	4.100 9.533 (99)	4.300 12.066 (52)	45.865
				E	8.800	6.366	5.433	7.766	
56	614	MARIANITO Mariana	POR	D	4.000 11.433 (101)	3.000 10.633 (88)	4.800 11.433 (46)	4.400 <u>12.266</u> (40)	45.765
				E	7.533 -0.1	7.633	6.633	7.966 -0.1	
57	536	JIRIKOVA Lucie	CZE	D	4.200 13.200 (62)	4.500 <u>11.366</u> (74)	4.500 9.866 (91)	4.700 11.100 (93)	45.532
				E	9.000	6.866	5.366	6.400	
58	616	PITREZ Mariana	POR	D	3.500 11.933 (93)	4.300 11.833 (59)	5.100 9.866 (92)	4.500 <u>11.833</u> (67)	45.465
				E	8.533 -0.1	7.533	4.766	7.333	
59	507	MIZZEN Rianna	AUS	D	4.600 13.266 (60)	6.000 11.866 (58)	5.200 10.166 (82)	4.700 <u>10.033</u> (106)	45.331
				E	8.666	5.866	5.066 -0.1	5.333	
60	509	MAENNERSDORFER Marlies	AUT	D	4.200 12.900 (73)	4.200 9.800 (98)	4.000 <u>10.633</u> (70)	4.200 11.966 (61)	45.299
				E	8.700	5.600	6.633	7.766	
61	577	NETZER Ofir	ISR	D	4.400 12.566 (84)	4.300 11.400 (71)	4.200 <u>10.633</u> (71)	4.500 10.500 (100)	45.099
				E	8.466 -0.3	7.100	6.433	6.300 -0.3	
62	537	HULGAARD Mette	DEN	D	4.000 12.741 (78)	4.100 <u>11.033</u> (81)	4.000 9.766 (95)	4.300 11.366 (88)	44.906
				E	8.741	6.933	5.766	7.066	
63	519	YANKOVA Yoana	BUL	D	4.000 12.633 (81)	4.200 <u>9.500</u> (100)	4.600 11.400 (48)	4.400 11.033 (94)	44.566
				E	8.633	5.300	6.800	6.733 -0.1	
64	518	GEORGIEVA Pamela	BUL	D	3.300 11.566 (98)	1.800 <u>9.033</u> (102)	5.100 11.833 (36)	4.500 12.000 (57)	44.432
				E	8.366 -0.1	7.233	6.833 -0.1	7.500	
65	652	ARRIOJAS Pamela	VEN	D	4.000 <u>12.433</u> (88)	4.200 11.466 (68)	4.400 8.166 (115)	4.400 11.700 (75)	43.765
				E	8.433	7.266	3.866 -0.1	7.400 -0.1	
66	595	DUBOVA Anastasija	LAT	D	3.700 11.666 (96)	3.900 10.366 (94)	4.600 <u>10.933</u> (62)	3.400 10.400 (103)	43.365
				E	7.966	6.466	6.433 -0.1	7.000	
67	583	ROBINSON Mackenzie	JAM	D	3.500 11.866 (94)	3.800 <u>10.033</u> (97)	4.000 9.900 (87)	3.900 11.533 (82)	43.332
				E	8.366	6.233	5.900	7.633	
68	571	NAYAK Pranati	IND	D	4.800 <u>13.400</u> (47)	3.200 10.333 (96)	4.600 10.033 (85)	4.400 9.100 (110)	42.866
				E	8.600	7.133	5.433	5.000 -0.3	
69	570	BUDDA REDDY Aruna	IND	D	4.600 <u>13.433</u> (43)	3.700 9.733 (99)	4.200 9.033 (108)	4.400 10.666 (99)	42.865
				E	8.833	6.033	4.833	6.266	
70	638	FANG Ko-Ching	TPE	D	3.700 11.666 (96)	4.100 11.300 (75)	4.100 8.933 (111)	4.100 <u>10.866</u> (97)	42.765
				E	8.266 -0.3	7.200	4.833	6.766	
71	576	KREMER Ofir	ISR	D	3.700 11.800 (95)	2.700 10.833 (85)	4.600 <u>9.066</u> (107)	4.300 9.700 (109)	41.399
				E	8.400 -0.3	8.133	4.466	5.700 -0.3	
72	598	VOSTRUCHOVAITE Agata	LTU	D	4.800 12.033 (91)	3.600 10.500 (90)	4.500 8.733 (113)	4.700 <u>10.000</u> (108)	41.266
				E	7.533 -0.3	6.900	4.233	5.400 -0.1	









47th Artistic Gymnastics World Championships 2017
Montréal (CAN)



Women's Individual Qualifications
TUE 3 OCT 2017

Individual Results

Rank	Bib	Name	NOC	Code					Total
					Score Rk Pen	Score Rk Pen	Score Rk Pen	Score Rk Pen	
73	579	BERARDINELLI Sara	ITA	D	4.600 13.366 (52)	5.000 12.500 (43)	4.900 <u>11.066</u> (58)		36.932
				E	8.766	7.500	6.166		
74	580	CAROFILIO Desiree	ITA	D	5.000 13.750 (26)	5.300 11.066 (80)		5.300 12.000 (59)	36.816
				E	8.850 -0.1	5.766		7.000 -0.3	
75	504	VAQUIE Mayra	ARG	D	4.600 13.566 (34)	4.700 11.400 (72)		4.500 11.233 (89)	36.199
				E	8.966	6.700		6.733	
76	551	CHARPY Lorette	FRA	D		5.100 <u>12.033</u> (51)	5.100 12.666 (15)	5.000 11.400 (86)	36.099
				E		6.933	7.566	6.700 -0.3	
77	597	RIBALCENKO Marija	LAT	D	4.000 11.466 (100)	3.500 7.766 (105)	4.600 <u>6.533</u> (119)	4.500 10.233 (104)	35.998
				E	7.466	4.266	2.033 -0.1	5.733	
78	601	SANDOVAL Ahtziri	MEX	D	4.800 <u>13.200</u> (62)	5.100 12.900 (35)	4.400 9.533 (100)		35.633
				E	8.500 -0.1	7.800	5.233 -0.1		
79	594	SUNG Gaeun	KOR	D	5.000 13.966 (21)		4.400 <u>10.200</u> (81)	4.600 11.400 (85)	35.566
				E	8.966		5.800	6.800	
79	599	ALMEIDA GARCIA Miriana	MEX	D	4.600 <u>13.200</u> (62)		4.700 9.900 (88)	4.900 12.466 (35)	35.566
				E	8.600		5.300 -0.1	7.566	
81	548	LEINONEN Maija	FIN	D	0.000 <u>0.000</u> (103)	4.200 11.866 (57)	4.500 11.600 (43)	4.400 12.033 (55)	35.499
				E	0.000	7.666	7.100	7.633	
82	543	SALEM Farah	EGY	D		4.900 11.666 (65)	4.500 10.866 (65)	4.500 <u>12.033</u> (54)	34.565
				E		6.766	6.366	7.633 -0.1	
83	529	ESCOBAR BETANCUR Ginna	COL	D		4.300 10.866 (83)	4.700 11.033 (59)	4.600 <u>12.066</u> (53)	33.965
				E		6.566	6.333	7.466	
84	502	BONZO Camila	ARG	D	4.600 13.133 (69)	4.900 11.833 (60)	4.700 <u>8.966</u> (110)		33.932
				E	8.533	6.933	4.266		
85	530	PARDO Valentina	COL	D	4.800 13.466 (41)	3.800 10.900 (82)	4.800 9.433 (103)		33.799
				E	8.666	7.100	4.633		
86	653	LEON Milca	VEN	D	3.700 <u>12.033</u> (91)	4.300 5.166 (106)	4.300 7.466 (117)	3.600 8.766 (111)	33.431
				E	8.333	1.466 -0.6	3.166	5.166	
87	640	LO Yu Ju	TPE	D	4.600 12.766 (75)		4.400 8.933 (112)	4.300 <u>11.533</u> (83)	33.232
				E	8.466 -0.3		4.533	7.233	
88	538	WANG Linnea Hoejer	DEN	D		2.600 <u>10.466</u> (93)	4.400 9.666 (96)	4.300 11.666 (77)	31.798
				E		7.866	5.366 -0.1	7.366	
89	639	LAI Pin-Ju	TPE	D		1.800 8.266 (103)	4.600 9.300 (104)	4.700 <u>11.966</u> (64)	29.532
				E		6.466	4.700	7.266	
90	647	CAREY Jade	USA	D	5.800 <u>15.066</u> (2)			5.700 14.100 (3)	29.166
				E	9.266			8.400	
91	586	MIYAKAWA Sae	JPN	D	5.800 14.900 (3)			6.100 13.133 (17)	28.033
				E	9.100			7.333 -0.3	
92	522	OLSEN Shallon	CAN	D	5.400 14.366 (13)			5.200 13.133 (16)	27.499
				E	8.966			7.933	
93	589	TERAMOTO Asuka	JPN	D		5.500 13.966 (16)	5.700 <u>13.333</u> (5)		27.299
				E		8.466	7.633		
94	526	LUO Huan	CHN	D		6.000 14.566 (8)	5.600 12.466 (20)		27.032
				E		8.566	6.866		
95	649	LOCKLEAR Ashton	USA	D		5.500 14.566 (7)	5.300 12.333 (24)		26.899
				E		9.066	7.033		
96	604	WEVERS Sanne	NED	D		5.100 13.800 (18)	5.000 <u>12.733</u> (14)		26.533
				E		8.700	7.733		







47th Artistic Gymnastics World Championships 2017
Montréal (CAN)



Women's Individual Qualifications
TUE 3 OCT 2017

Individual Results

Rank	Bib Name	NOC Code					Total
			Score Rk Pen	Score Rk Pen	Score Rk Pen	Score Rk Pen	
97	560 SCHAEFER Pauline	GER D E			5.300 13.433 (3) 8.133	4.800 12.900 (22) 8.100	26.333
98	562 AFRATI Argyro	GRE D E	4.400 13.166 (66) 8.766	5.100 12.900 (35) 7.800			26.066
99	603 VOLLEMAN Tisha	NED D E	5.400 14.466 (8) 9.066			4.500 11.566 (81) 7.066	26.032
100	555 FRAGAPANE Claudia	GBR D E			5.100 11.933 (32) 6.833	5.700 <u>13.933</u> (4) 8.233	25.866
100	581 FERRARI Vanessa	ITA D E			5.400 <u>12.266</u> (25) 6.866	5.700 13.600 (7) 7.900	25.866
100	602 THORSODTIR Eythora	NED D E			5.200 <u>12.833</u> (13) 7.633	5.200 13.033 (18) 8.133 -0.3	25.866
103	617 MEJIAS RODRIGUEZ	PUR D E	4.800 13.200 (62) 8.500 -0.1			5.200 12.566 (31) 7.466 -0.1	25.766
104	620 PONOR Catalina	ROU D E			6.000 12.233 (26) 6.233	5.300 <u>13.266</u> (14) 8.066 -0.1	25.499
105	630 KYSSSELEF Tjasa	SLO D E	4.800 13.400 (47) 8.600			4.300 11.900 (65) 7.600	25.300
106	531 DEREK Ana	CRO D E			4.800 11.833 (35) 7.033	4.900 12.900 (23) 8.000	24.733
107	523 ONYSHKO Isabela	CAN D E		5.500 <u>12.266</u> (49) 6.766	5.700 12.400 (22) 6.800 -0.1		24.666
108	533 VIDIAUX Marcia	CUB D E	5.600 <u>13.833</u> (25) 8.533 -0.3	4.500 10.800 (86) 6.300			24.633
109	637 CHUANG Hsiu-Ju	TPE D E	4.000 13.100 (71) 9.100	4.200 11.300 (76) 7.100			24.400
110	532 FERRERA Yesenia	CUB D E			5.500 11.733 (40) 6.233	5.600 12.500 (34) 7.100 -0.2	24.233
111	575 GILADI Gaya	ISR D E	4.600 13.300 (58) 8.700		4.700 <u>10.066</u> (84) 5.366		23.366
112	643 IARMOLENKO Valeriia	UKR D E			5.200 12.100 (28) 6.900	4.500 11.100 (92) 6.900 -0.3	23.200
113	609 SOEDERSTROEM Julie	NOR D E	4.000 12.466 (87) 8.466	4.100 <u>10.500</u> (91) 6.400			22.966
114	545 FERNANDEZ Nora	ESP D E			5.300 10.033 (86) 4.833 -0.1	4.700 12.366 (38) 7.666	22.399
115	610 BRETT Isabella	NZL D E			5.000 10.400 (76) 5.400	4.500 11.733 (72) 7.233	22.133
116	611 MATTHEWSON Estella	NZL D E			4.300 10.266 (80) 6.066 -0.1	4.600 11.866 (66) 7.566 -0.3	22.132
117	606 BERG Solveig	NOR D E			4.800 11.133 (57) 6.433 -0.1	4.300 10.800 (98) 7.200 -0.7	21.933
118	623 EKSTEEN Cornelia	RSA D E			4.400 10.766 (68) 6.466 -0.1	4.400 11.166 (90) 6.966 -0.2	21.932
119	564 XOULOGI Ioanna	GRE D E			4.700 9.633 (97) 5.033 -0.1	4.500 <u>12.125</u> (47) 7.625	21.758
120	501 AMBROSIO Camila	ARG D E			4.900 <u>9.233</u> (105) 4.333	4.400 11.800 (69) 7.400	21.033





47th Artistic Gymnastics World Championships 2017
Montréal (CAN)



Women's Individual Qualifications
TUE 3 OCT 2017

Individual Results

Rank	Bib	Name	NOC	Code									Total
					Score	Rk Pen	Score	Rk Pen	Score	Rk Pen	Score	Rk Pen	
121	596	GRISANE Valerija	LAT	D	4.200	11.533 (99)			3.900	<u>9.433</u> (102)			20.966
				E	7.633	-0.3			5.633	-0.1			
122	613	WONG Ana Laura	PAN	D	3.500	11.066 (102)			3.500	9.833 (93)			20.899
				E	7.566				6.333				
123	569	TOEMBOEL Boglarka	HUN	D					3.800	<u>9.833</u> (94)	4.500	10.933 (96)	20.766
				E					6.033		6.633	-0.2	
124	590	CHUIKINA Yekaterina	KAZ	D					4.700	8.966 (109)	4.300	11.600 (79)	20.566
				E					4.366	-0.1	7.300		
125	654	BUI Nguyen Hai Yen	VIE	D	4.200	<u>12.500</u> (85)			4.300	7.000 (118)			19.500
				E	8.300				2.700				
126	655	TRUONG Khanh van	VIE	D					4.500	9.066 (106)	4.400	10.433 (102)	19.499
				E					4.566		6.033		
127	591	DUISEK Zhanerke	KAZ	D	4.400	<u>9.233</u> (101)			4.500	9.866 (90)			19.099
				E	4.833				5.466	-0.1			
128	578	WEISS Shailee	ISR	D	3.600	8.025 (104)					4.600	11.000 (95)	19.025
				E	4.425						6.700	-0.3	
129	539	WINTHER Emilie	DEN	D					4.400	7.566 (116)	4.000	10.000 (107)	17.566
				E					3.166		6.000		
130	626	ILIANKOVA Anastasiia	RUS	D			6.200	15.066 (2)					15.066
				E			8.866						
131	524	FAN Yilin	CHN	D			6.300	15.000 (3)					15.000
				E			8.700						
132	628	PASEKA Maria	RUS	D	6.000	14.866 (4)							14.866
				E	8.866								
133	554	FENTON Georgia-Mae	GBR	D			5.900	14.533 (10)					14.533
				E			8.633						
134	651	CHUSOVITINA Oksana	UZB	D	5.400	14.366 (13)							14.366
				E	8.966								
135	559	BUI Kim	GER	D			6.000	14.233 (14)					14.233
				E			8.233						
136	567	DEVAI Boglarka	HUN	D	5.400	13.900 (23)							13.900
				E	8.500								
137	525	LIU Tingting	CHN	D					5.700	13.233 (7)			13.233
				E					7.633	-0.1			
138	553	DEVILLARD Coline	FRA	D	5.400	13.133 (69)							13.133
				E	7.733								
139	542	KASSEM Hana	EGY	D	4.200	12.500 (85)							12.500
				E	8.300								
140	563	PLYTA Evangelia	GRE	D			5.500	12.333 (46)					12.333
				E			6.833						
141	636	ADLERTEG Jonna	SWE	D			5.700	12.266 (50)					12.266
				E			6.566						
142	645	RADIVILOVA Angelina	UKR	D			5.300	<u>12.033</u> (52)					12.033
				E			6.733						
143	605	WEVERS Lieke	NED	D					4.500	<u>11.166</u> (55)			11.166
				E					6.666				
144	642	YILMAZ Tutya	TUR	D			4.600	10.733 (87)					10.733
				E			6.133						









47th Artistic Gymnastics World Championships 2017
Montréal (CAN)







Women's Individual Qualifications
TUE 3 OCT 2017

Individual Results

Rank	Bib Name	NOC Code					Total
			Score Rk Pen	Score Rk Pen	Score Rk Pen	Score Rk Pen	
145	544 COLOM Claudia	ESP		5.000 10.633 (89) 5.633			10.633
146	565 NG Yan Yin	HKG			4.200 8.300 (114) 4.200 -0.1		08.300

Note:
Underlined totals indicate starting apparatus

Legend:

D Difficulty	E Execution	Pen. Penalty				
			Vault	Uneven Bars	Balance Beam	Floor Exercise

